



# Bringing Rich and Intuitive Analytics to the Public Sector

Jonathan Varkovitzky

Product Manager  
Tableau

#TableauPSDay





People who know the data  
should ask the questions



The image is a conceptual graphic. In the center, a laptop screen is shown in a dark, semi-transparent style. On the screen, a glowing brain is depicted, surrounded by a cluster of colorful, semi-transparent bokeh circles in shades of orange, red, and blue. Below the screen, a glowing white outline of a human head is shown in profile, facing right. The background is dark and textured, with faint, repeating patterns of what appears to be a book cover or a similar design element. The overall aesthetic is modern and digital, emphasizing the connection between technology and human thought.

Software should be  
designed for deeper thinking



Analytics at scale  
can drive change



# The Last Twelve Months

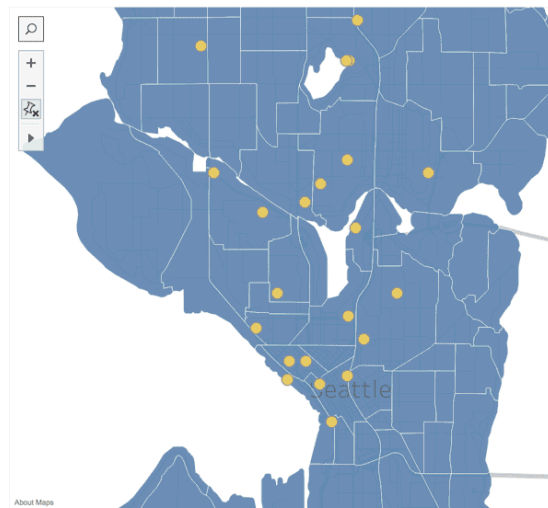


## 2018.1

April 2018

- Connect to data on the web
- Dashboard starters
- Step and jump lines
- Accessibility: toolbars
- Downgrade workbooks
- Dual-axis mapping
- ...more

Fox Encounters in Seattle



## 2018.2

July 2018

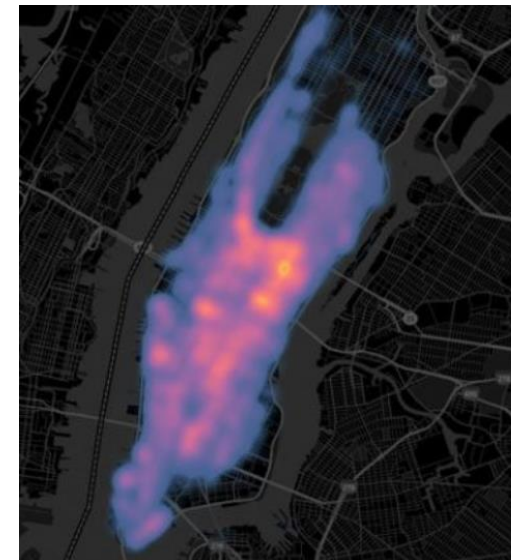
- Dashboard extensions
- Tableau Services Manager
- Spatial join
- Automatic mobile layouts
- Dashboard grids
- Nested sort
- ...more



## 2018.3

October 2018

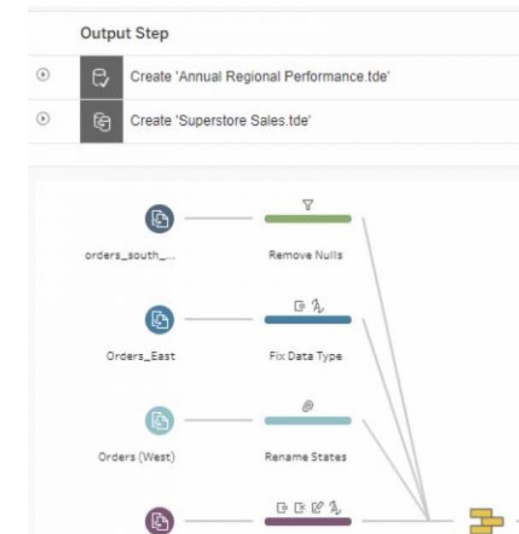
- Heatmaps
- Dashboard navigation
- New user notifications on Online
- Transparent sheet backgrounds
- Secure RServe connections
- Faster extracts on join
- ...more



## 2019.1

Feb 2019

- Ask Data
- Tableau Prep Conductor
- Automatic Mobile Layouts
- Redesigned Mobile App
- Tableau Prep Conductor
- Vector Maps
- ...more



# Tableau 2019.2



## Data

- PostgreSQL + PostGIS Support
- Secure TabPy connections for secure Python integration for Tableau Server
- Connector Improvements:
  - SAP HANA
  - JDBC
  - ServiceNow ITSM
  - Marketo

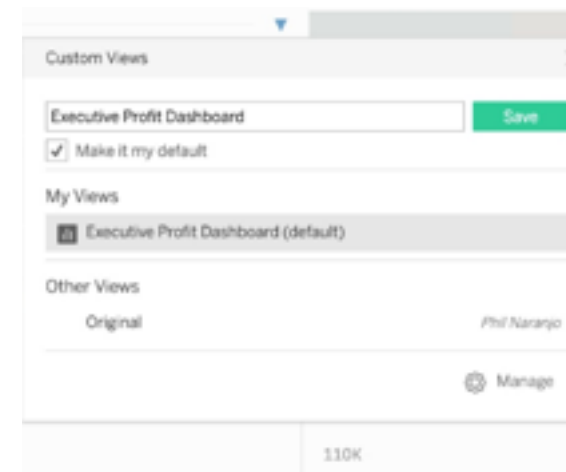
## Web/Mobile

- New Content Browsing experience
- Create and edit parameters in browser
- New data-driven alerts
- Export to Power Point
- Biometric sign-in for Tableau Mobile



## IT Management & Governance

- Custom views as a Viewer
- Admin defined start pages
- Tableau Online Admin Insights
- New product languages—traditional Chinese and English (UK)



## Visual Analytics

- Parameter actions
- Vector maps
- New Ask Data functionality
- Improved Spatial calculations
- Replace worksheets in place



# Tableau Platform



Desktop



Browser



Mobile



Embedded

Security & Compliance

Collaboration

Alerting | Subscriptions | Storytelling | Sharing | Discussions

Analytics

Visual | Ad-hoc | Advanced | Spatial | Calculations | Statistics

Content Discovery

Projects | Recommendations | Versioning | Search

Governance

Centralized Data Sources | Certification | Usage Analysis | Permissions

Data Prep

Data Blending | Query Federation | Visual Data Prep | Auto Data Modeling

Data Access

Live | In-memory | Hybrid Connectivity

Extensibility & APIs

Deployment

ON-PREMISES | CLOUD | HOSTED

WINDOWS | LINUX | MAC

MULTI-TENANT



Analyst



Consumer





# Deliver more analytical richness:

Enable analysts to answer more questions from data



Analyst



Consumer



## Deliver more analytical richness:

Enable analysts to answer more questions from data



Analyst



## Drive engagement:

Enable analysts to deliver more engaging content



Consumer



## Deliver more analytical richness:

Enable analysts to answer more questions from data



Analyst



## Drive engagement:

Enable analysts to deliver more engaging content



Consumer



## Lower the barrier to analytics:

Enable more people to answer more questions, more easily

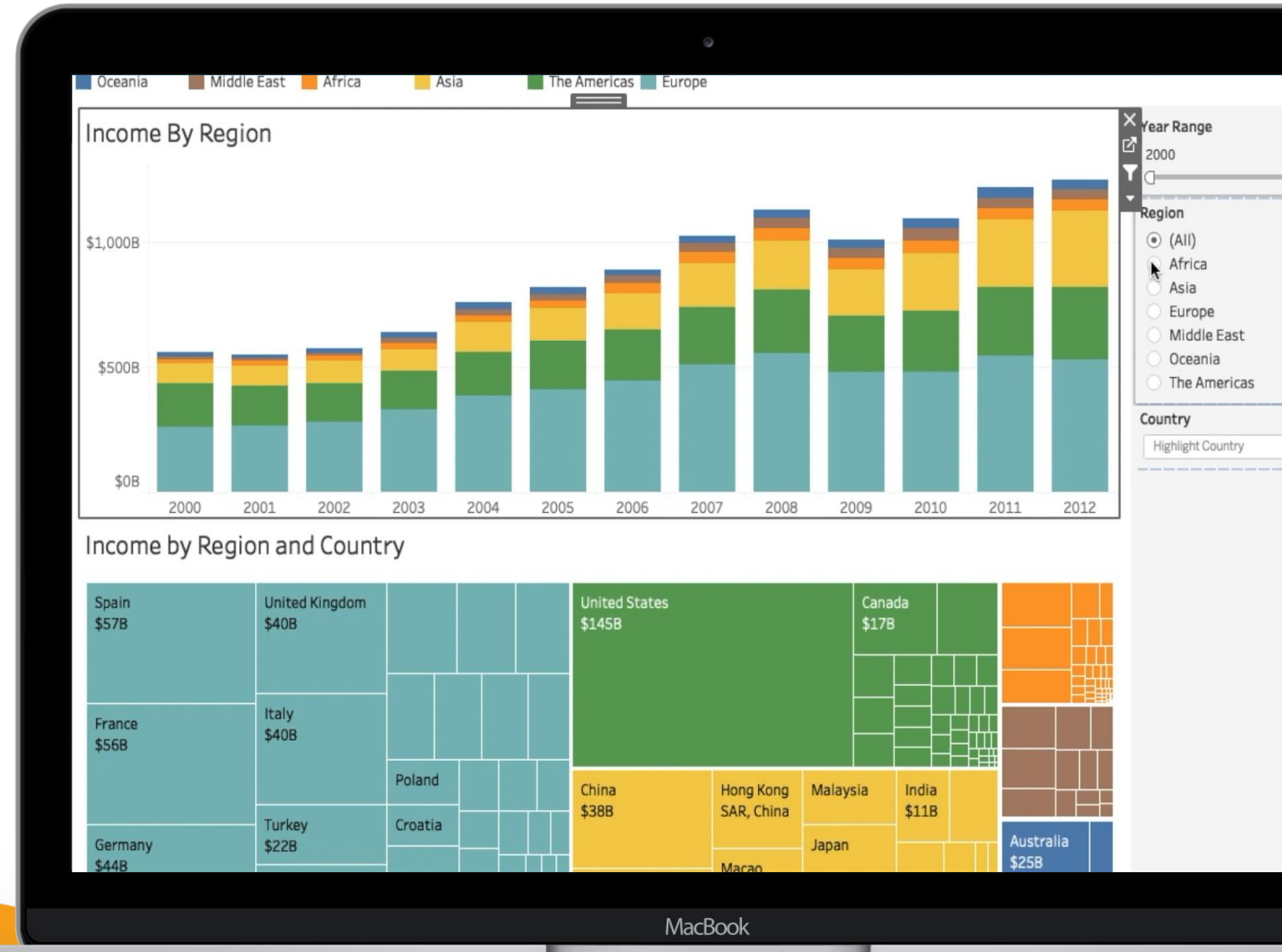




# Visual Analytics



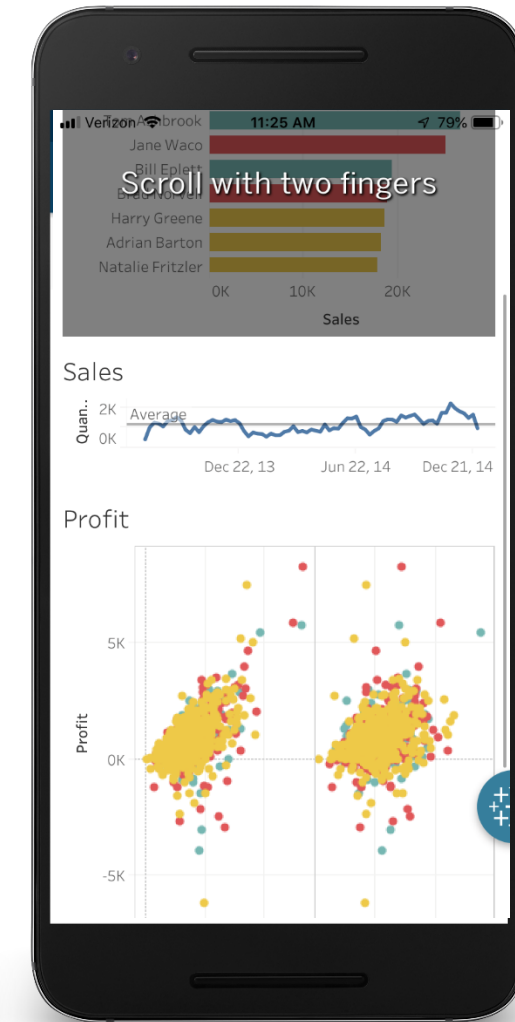
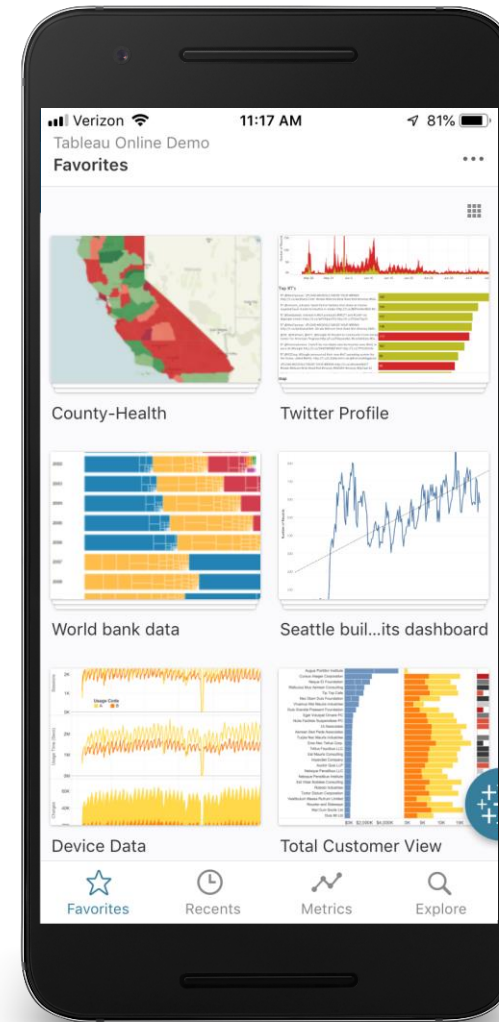
- Animations
- Vector Maps
- Parameter Actions
- Set Action UI
- Dashboarding Improvements
- New Data Modeling



# Mobile



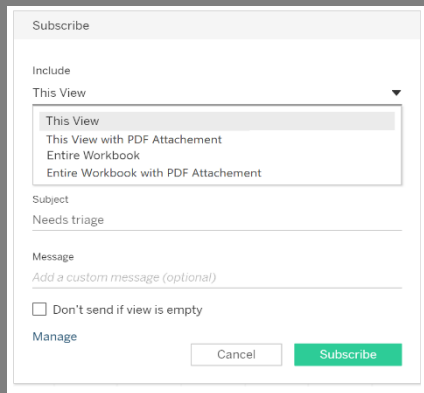
- Redesigned mobile app
- Identical on iOS/Android
- MDM Support
- Biometric security
- Offline interactive preview
- Automatic phone layouts
- Improved gesture support



# Traditional Formats

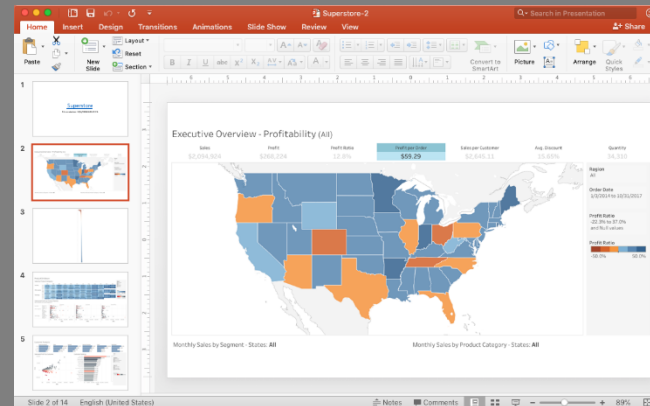


## PDF SUBSCRIPTIONS



- Allow attaching PDFs to current subscriptions
- PDF attachments for:
  - Current View
  - Workbook
- Admin controls for enabling/disabling PDF attachments to subscriptions

## EXPORT TO POWERPOINT



- Export static views from Web and Desktop

## TABLE IMPROVEMENTS

Profit	Product	Sales	Product Type
\$4,890	Amaretto	\$26,269	*
\$11,375	Caffe Latte	\$35,899	*
\$17,678	Caffe Mocha	\$84,904	*
\$27,231	Chamomile	\$75,578	*
\$55,804	Colombian	\$128,311	*
\$29,503	Darjeeling	\$78,151	*
\$29,502	Decaf Espresso	\$78,162	*
\$13,989	Decaf Irish Crea..	\$62,248	*
\$24,164	Earl Grey	\$66,772	*
(\$231)	Green Tea	\$32,850	*
\$29,869	Lemon	\$95,926	*
\$6,154	Mint	\$35,710	*
\$10,065	Regular Espres..	\$24,031	*

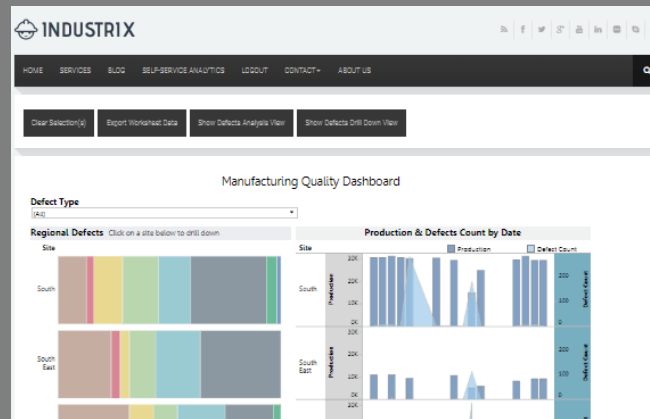
- Remove 16 column limit
- Resizable column widths
- Scrolling improvements



# Open and Extendable

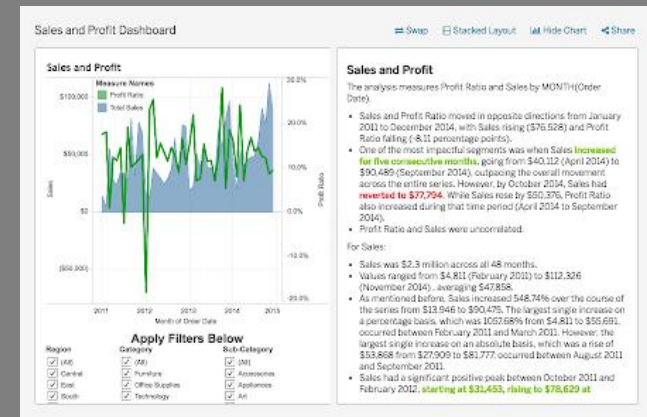


## Embedded



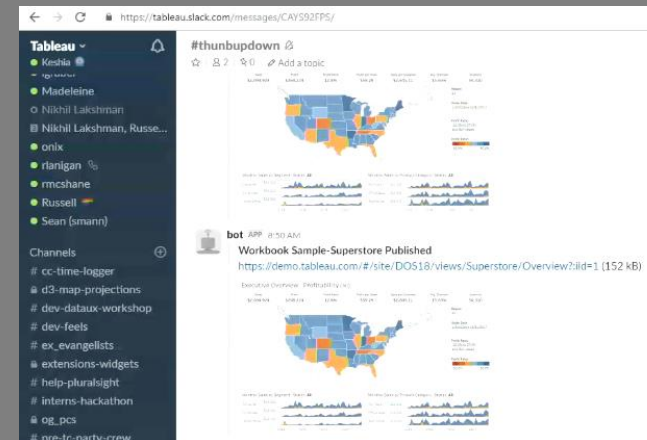
- Embedding API

## Extensible



- Dashboard Extensions
- Extension Gallery
- Data Science API (Tabpy)

## Actions/Workflow



- Webhooks for event-based actions

## Automated

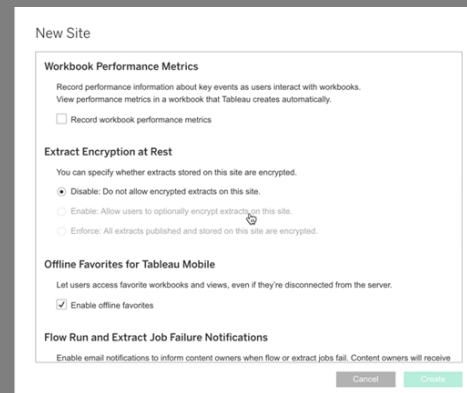


- Rest API

# Organization Wide Deployments

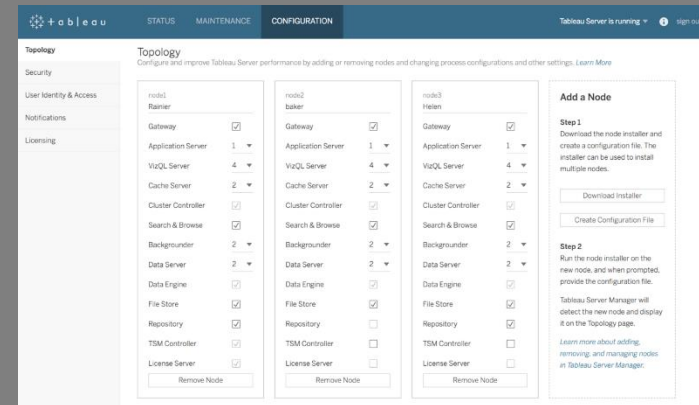


## SECURITY



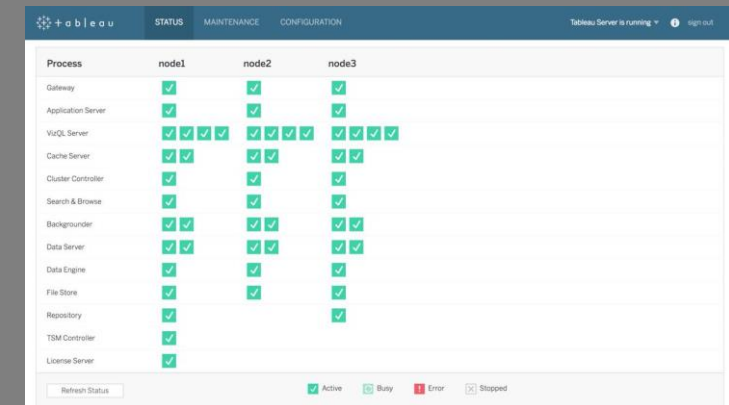
- Encryption at Rest
- Key Management
- Strong passwords for local auth
- New Authentication Service

## MANAGEABILITY



- Performance Management Tools
- Content Migration Tools
- External Repository Support

## SCALABILITY



- Job Management
- Resource Governance
- Intelligent Query Semantics
- External Network File Storage Support

# Tableau Prep Builder



## Transformations

Pivot rows to columns, Wildcard pivot, Visual level of detail

## Combining

Smarter join recommendations

## Smart

Automatic Cleaning

## Advanced

R/Python Integration

## Connectivity

SAP HANA, Other ODBC, Other JDBC





# Tableau Prep Conductor



## Schedule

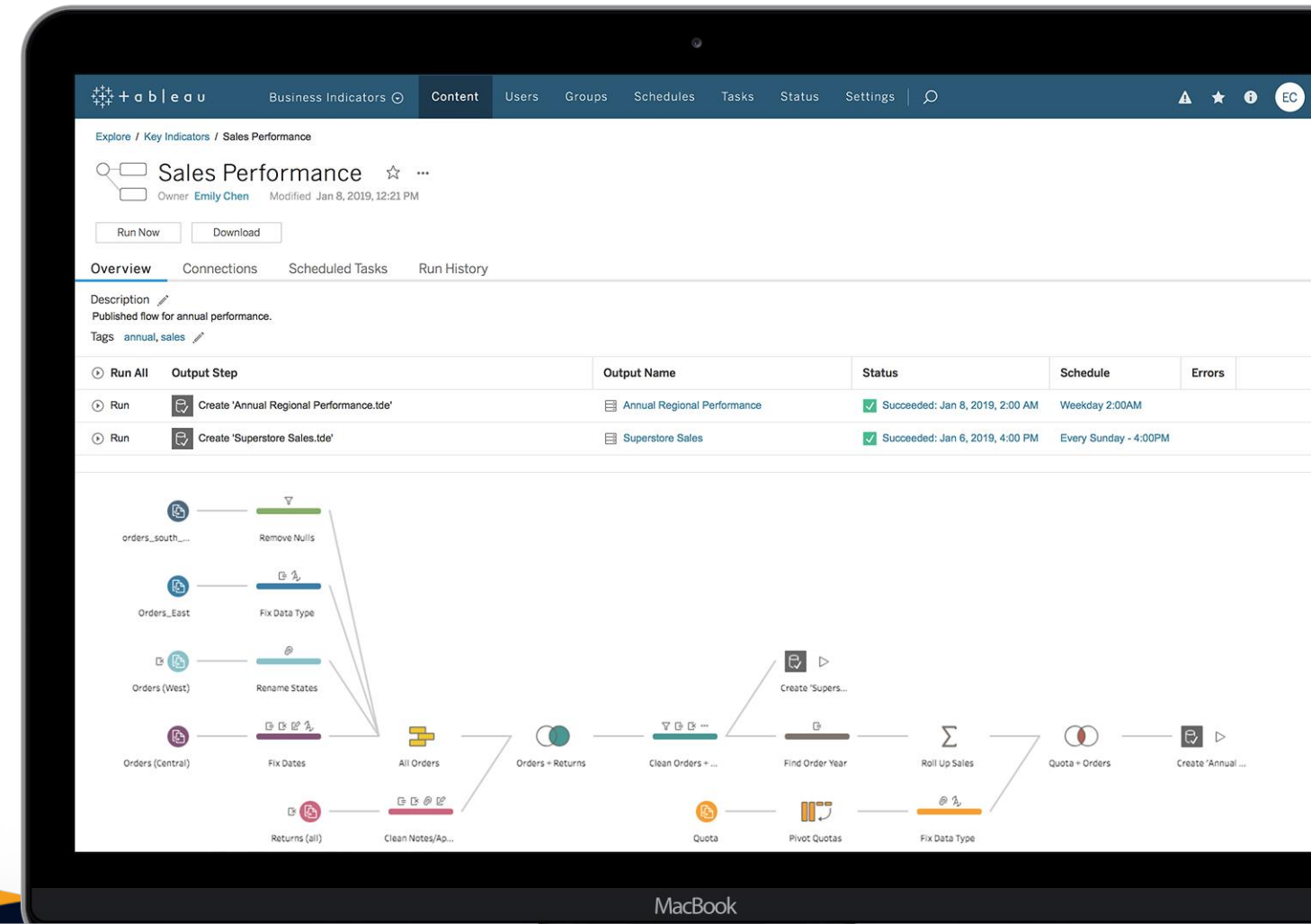
Schedule flows to run in a scalable, reliable server environment

## Monitor & Alert

Get automatic alerts on abnormal flow execution

## Integrated with Tableau

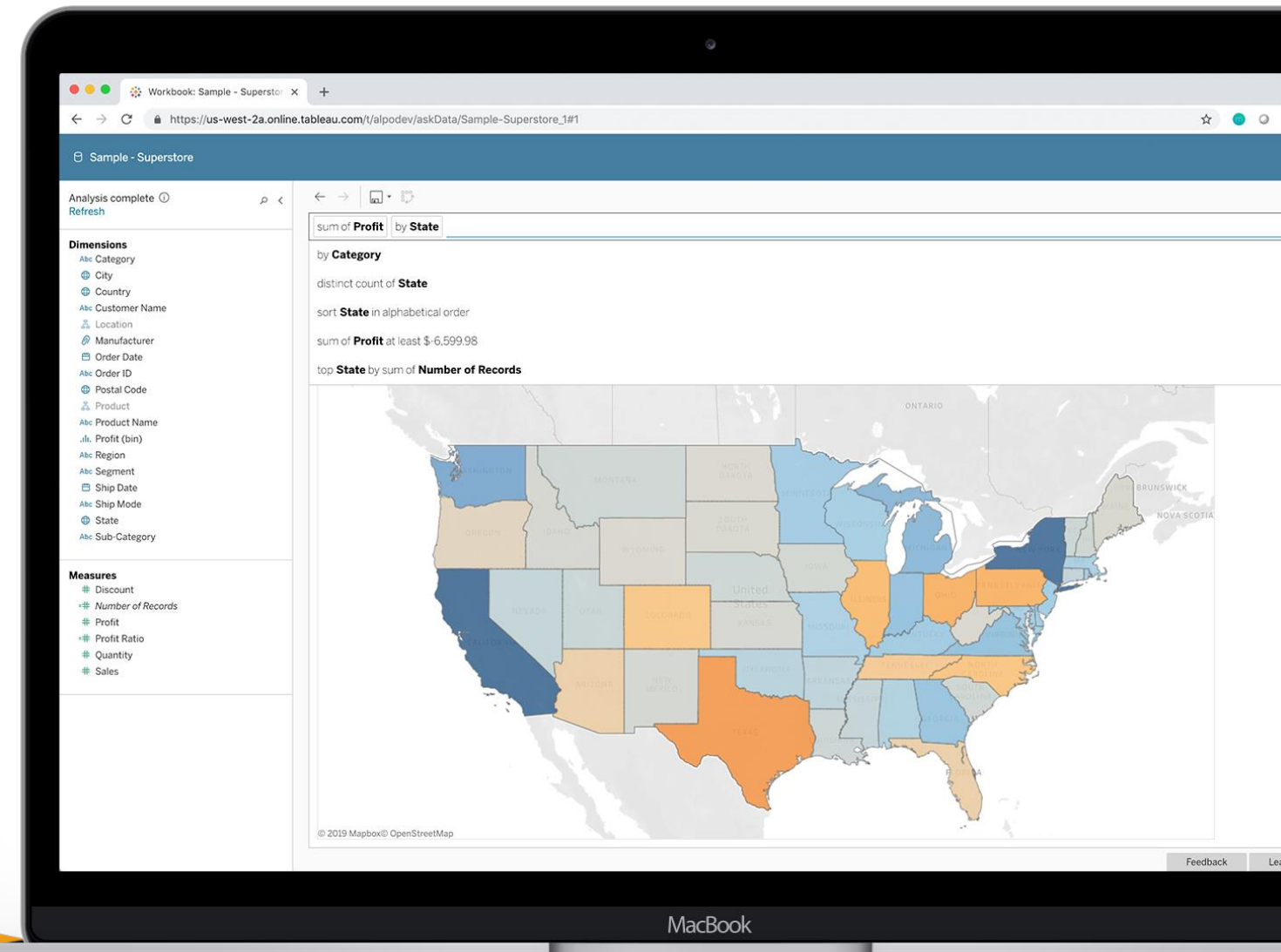
Administrators manage, monitor, and secure these flows using Tableau Server or Tableau Online



# Ask Data



- Easy
- Powerful
- Smart
- Integrated



---

# Investment Themes



Analytics for everyone



Analytics in any app and process



Organization-wide deployments



Self-service data management



+ a b | e a u<sup>®</sup>