

# Data Monetisation

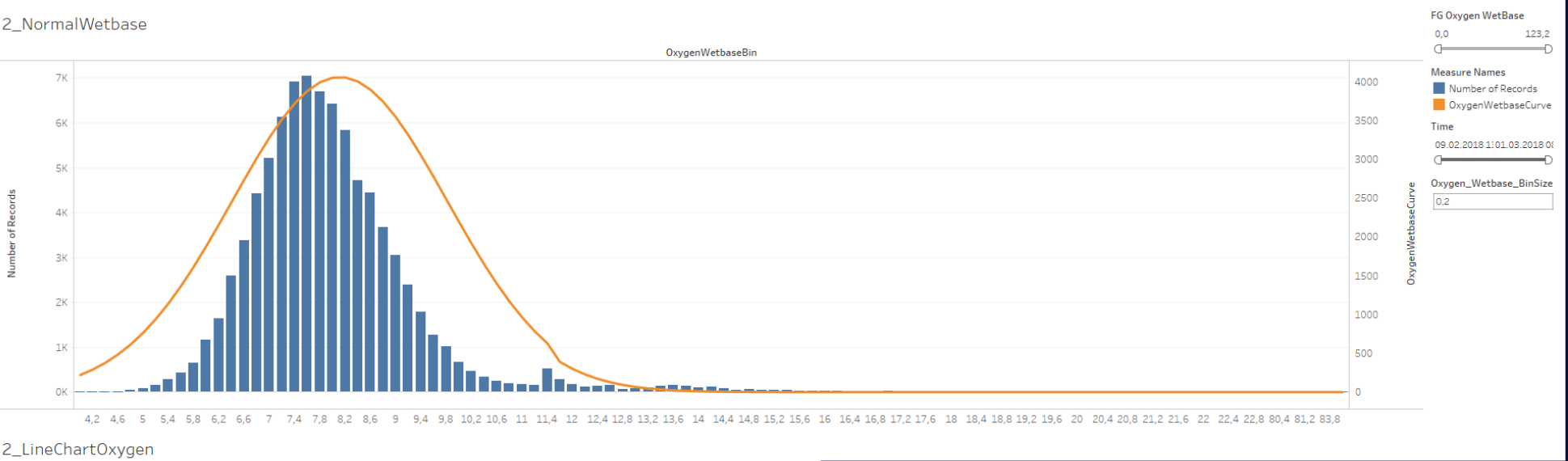
Use Cases, Implementation and Added Value



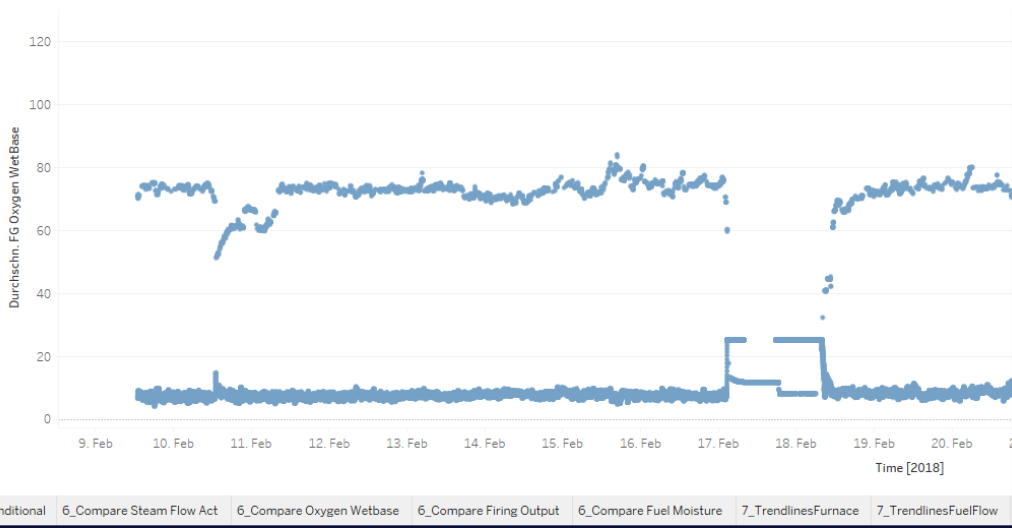
Timo Tautenhahn  
Senior Solution Consultant  
Tableau Software EMEA



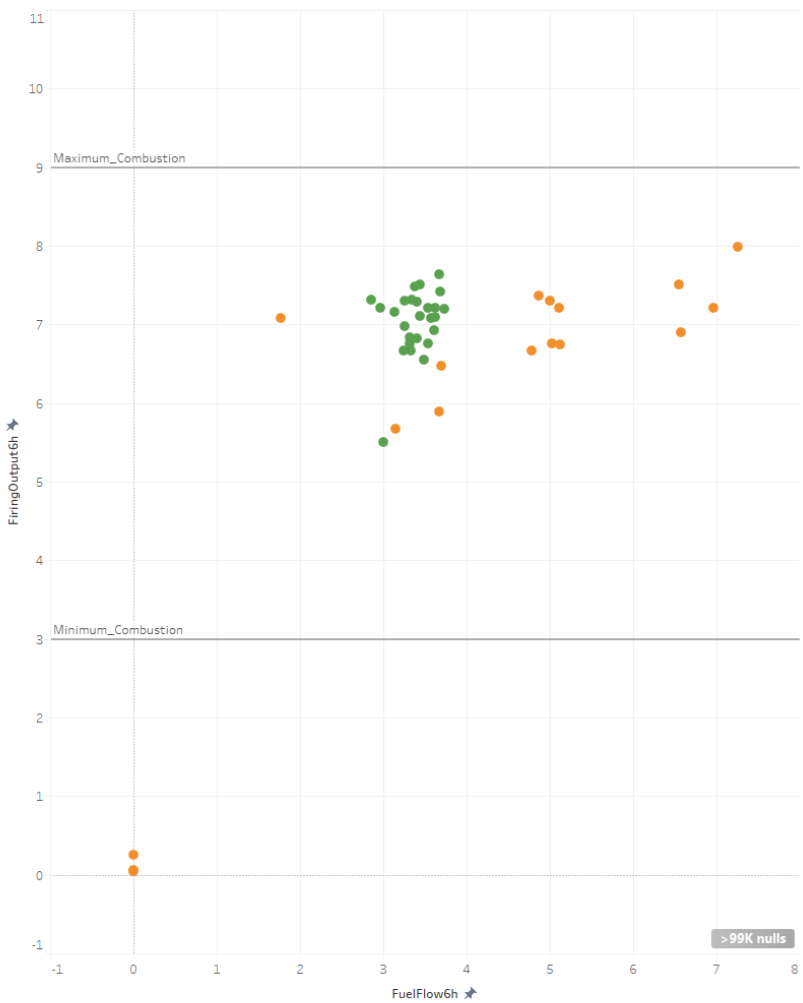
2\_NormalWetbase



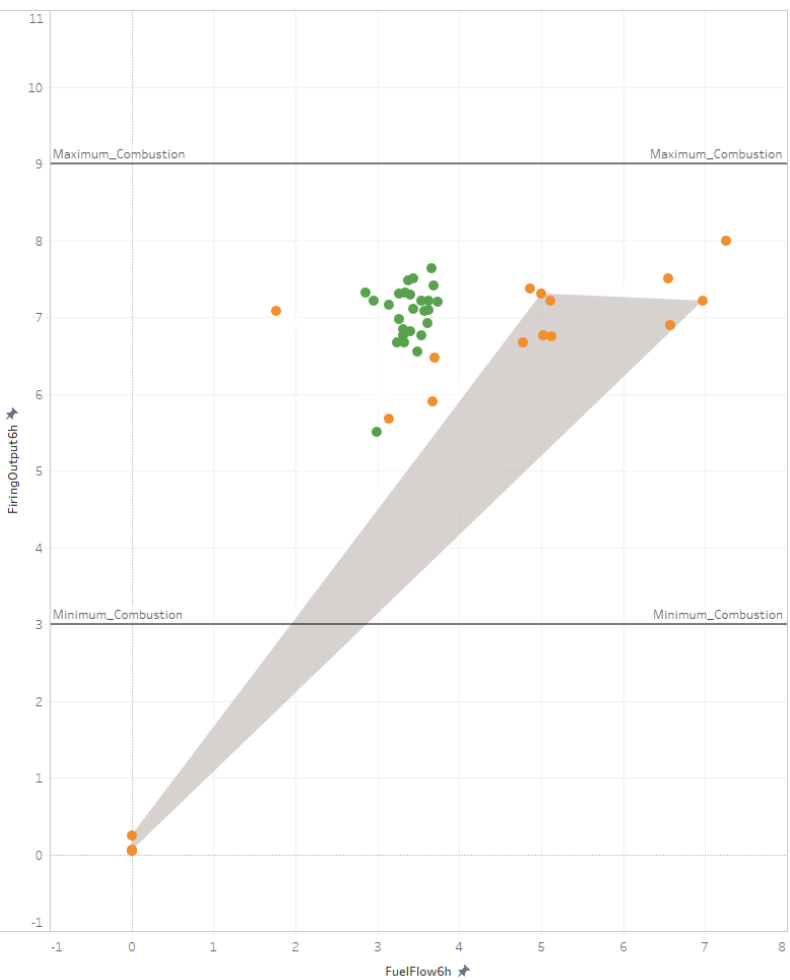
2\_LineChartOxygen



1\_Combustion\_6h



1\_Combustion\_6h



**Minimum\_Combustion**  
3

**Maximum\_Combustion**  
9

**Combustion6hEVAL**  
■ out of limit  
■ within limit

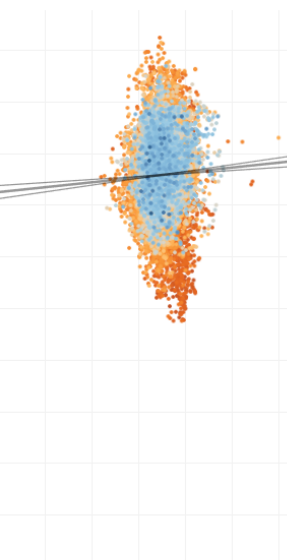
**Time**  
09.02.2018 13:00:03 01.03.2018 08:59:13

**TargetArea**  
■ Yes  
■ Null

**Combustion6hEVAL**  
■ out of limit  
■ within limit

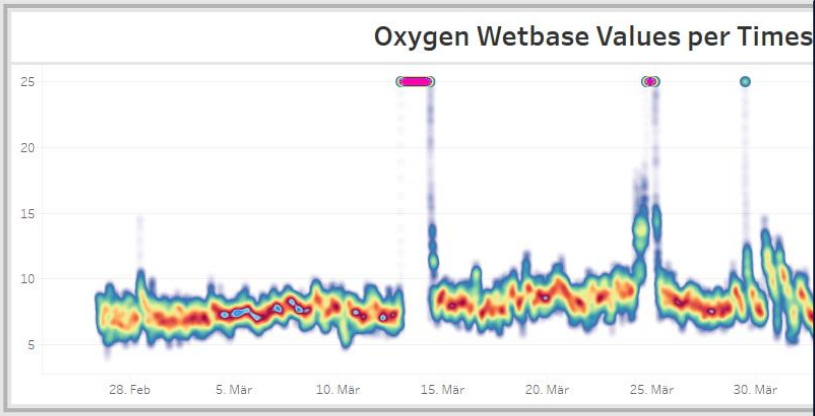
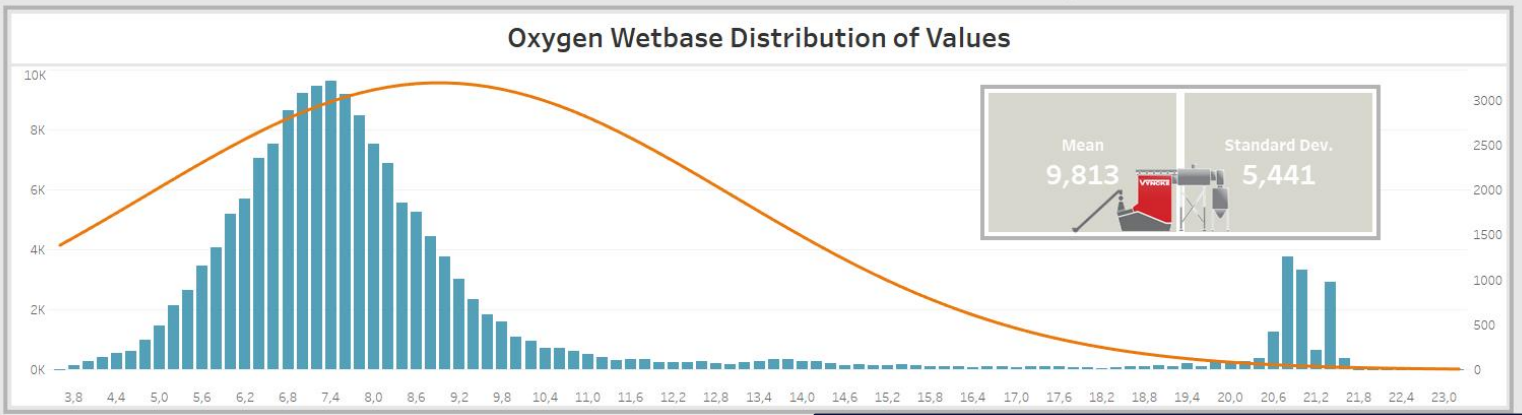
**ScatterColor**  
2,3812 2,7874

3\_Oxygen\_vs\_FuelMoisture



# VYNCKE Wetbase Analysis

Bin Size Time  
0.2 26.02.2018 12:22:00 19.04.2018 15:29:00

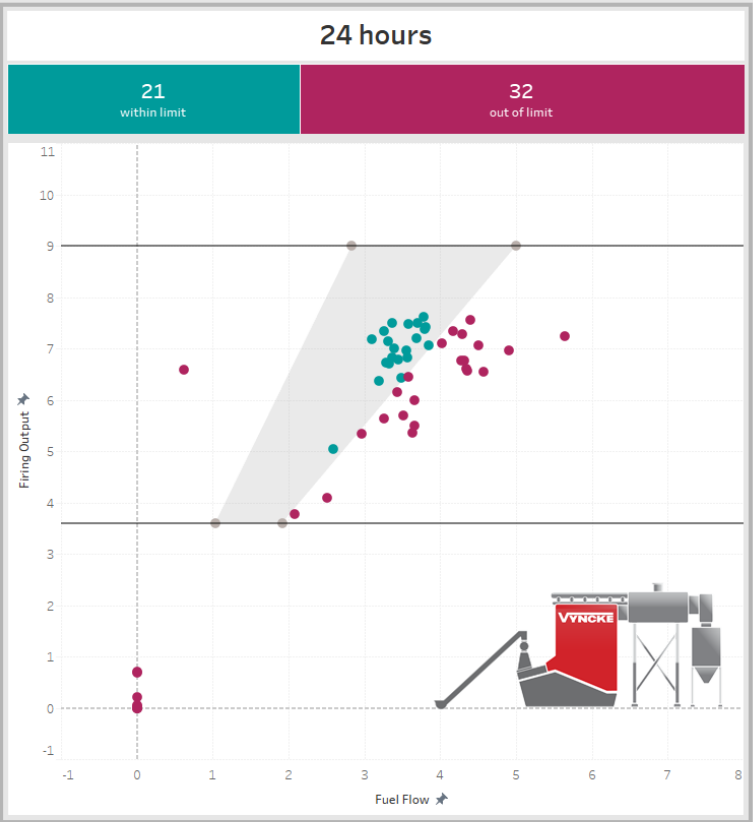
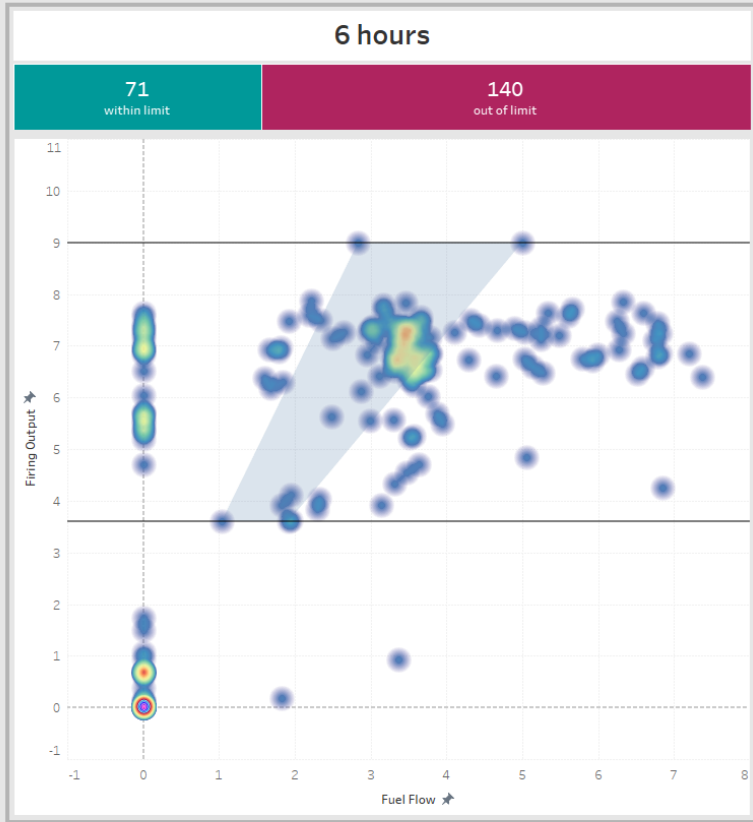


0\_Overview 1\_Combustion 2\_Wetbase 3\_Fan Speed FanSpeed\_Output(min) 4\_Plant Status 5\_CompareTimePeriods



# VYNCKE Combustion Analysis

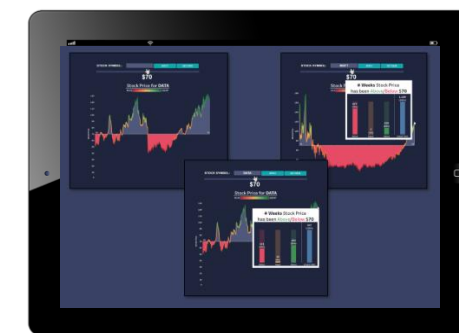
Choose Time  
09.02.2018 13:00:03 20.04.2018 08:18:30



0\_Overview 1\_Combustion 2\_Wetbase 3\_Fan Speed FanSpeed\_Output(min) 4\_Plant Status 5\_CompareTimePeriods



Download  
Tableau



Integrating



Prototyping



Polishing

# By the end of this session I want you...



...to feel **confident** about BUY-ing an analytics product over MAK-ing one



...to be **excited** about getting started with Tableau





**Timo Tautenhahn**  
Senior Solution Consultant

**5+ years**  
at Tableau

**10+ years**  
Software Industry

**tableaufans.com**  
Tutorials, Ideas, Assets



# Session Flow





```
<div class="row-1 row-first row-last">
  <td class="col-1 col-first">
    <div class="views-field views-field-title"> <span class="
    <div class="views-field views-field-uc-product-image">
      <div class="field-content">
        <a href="/yellowleather/products/shoes/comfy-l
      </div>
    </div>
  </td>
  <td class="col-2">
    <div class="views-field views-field-title"> <span class="
    <div class="views-field views-field-uc-product-image">
      <div class="field-content">
        <a href="/yellowleather/products/belts/embossed
      </div>
    </div>
  </td>
  <td class="col-3 col-last">
    <div class="views-field views-field-title"> <span class="
    <div class="views-field views-field-uc-product-image">
      <div class="field-content">
        <a href="/yellowleather/products/hats/leather-
      </div>
    </div>
  </td>
</tr>
</table>
```

# MAKE



# BUY

# MAKE

- Manual
- Data limitation
- Time-consuming
- Dependency on individuals
- The more sources, the more complex

Order Number	Customer Identifier	Order Status	Requested Pick-t	Tax Amount	Order Amount	↑ P
201766-6300005	C00005	Complete	6/6/2017	0.6		5
201766-6300014	C00014	In Transit	6/6/2017	1.68		14
201766-6300017	C00017	Processing	6/6/2017	2.04		17
201766-6300024	C00024	Complete	6/6/2017	2.88		24
201766-6300026	C00026	Complete	6/6/2017	3.12		26
201766-6300054	C00054	In Transit	6/6/2017	6.48		54
201766-6300055	C00055	Complete	6/6/2017	6.6		55
201766-6300083	C00083	Complete	6/6/2017	9.96		83
201766-6300105	C00105	In Transit	6/6/2017	12.6		105
201766-6300106	C00106	In Transit	6/6/2017	12.72		106
201766-6300115	C00115	Complete	6/6/2017	13.8		115
201766-6300126	C00126	In Transit	6/6/2017	15.12		126
201766-6300135	C00135	Complete	6/6/2017	16.2		135
201766-6300138	C00138	In Transit	6/6/2017	16.56		138
201766-6300141	C00141		6/6/2017	16.92		141
201766-6300142	C00142		6/6/2017	17.04		142
201766-6300144	C00144			17.28		144
201766-6300152	C00152			18.24		152
201766-6300157	C00157			18.84		157
201766-6300161	C00161			19.32		161
201766-6300165	C00165			19.8		165
201766-6300171	C00171			20.52		171
201766-6300177	C00177			21.24		177
201766-6300185	C00185			22.2		185
201766-6300187	C00187			22.44		187
201766-6300191	C00191			22.92		191
201766-6300197	C00197			23.64		197
201766-6300222	C00222			26.64		222
201766-6300224	C00224			26.88		224
201766-6300225	C00225		6/6/2017	27		225
201766-6300232	C00232		6/6/2017	27.84		232
201766-6300235	C00235	Complete	6/6/2017	28.2		235
201766-6300255	C00255	Complete	6/6/2017	30.6		255
2017512-600416	C00416	Complete	5/12/2017	49.92		416
2017515-600416	C00416	Complete	5/15/2017	49.92		416
2017515-600417	C00417	Complete	5/15/2017	50.04		417
2017516-600563	C00563	Complete	5/16/2017	67.56		563
2017516-600566	C00566	Complete	5/16/2017	67.92		566
2017516-600568	C00568	Complete	5/16/2017	68.16		568
2017516-600568	C00568	Complete	5/16/2017	68.16		568
2017516-600571	C00571	Complete	5/16/2017	68.52		571
2017516-600596	C00596	Complete	5/16/2017	71.52		596
2017516-600598	C00598	Complete	5/16/2017	71.76		598
2017516-600611	C00611	Complete	5/16/2017	73.32		611
2017516-600621	C00621	Complete	5/16/2017	74.52		621
2017516-600625	C00625	Complete	5/16/2017	75		625
2017516-600631	C00631	Complete	5/16/2017	75.72		631



# MAKE

- Manual
- Data limitation
- Time-consuming
- Dependency on individuals
- The more sources, the more complex
- Error-prone
- Even more manual effort
- Static
- Doesn't scale

EXCEL



PowerPoint



AdobePDF



Order Number	Customer Identifier	Order Status	Requested Pick-up	Tax Amount	Order Amount
201766-6300005	C00005	Complete	6/6/2017	0.6	5
201766-6300014	C00014	In Transit	6/6/2017	1.68	14
201766-6300017	C00017	Processing	6/6/2017	2.04	17
201766-6300024	C00024	Complete	6/6/2017	2.88	24
201766-6300026	C00026	Complete	6/6/2017	3.12	26
201766-6300054	C00054	In Transit	6/6/2017	6.48	54
201766-6300055	C00055	Complete	6/6/2017	6.6	55
201766-6300083	C00083	Complete	6/6/2017	9.96	83
201766-6300105			6/6/2017	12.6	105
201766-6300106			6/6/2017	12.72	106
201766-6300115			6/6/2017	13.8	115
201766-6300126			6/6/2017	15.12	126
201766-6300135			6/6/2017	16.2	135
201766-6300138			6/6/2017	16.56	138
201766-6300141			6/6/2017	16.92	141
201766-6300142			6/6/2017	17.04	142
201766-6300144			6/6/2017	17.28	144
201766-6300152			6/6/2017	18.24	152
201766-6300157			6/6/2017	18.84	157
201766-6300161			6/6/2017	19.32	161
201766-6300165			6/6/2017		165
201766-6300171			6/6/2017		171
201766-6300177					177
201766-6300185					185
201766-6300187					187
201766-6300191	C00191	In Transit			191
201766-6300197	C00197	In Transit			197
201766-6300222	C00222	Complete			222
201766-6300224	C00224				224
201766-6300225	C00225				225
201766-6300232	C00232		6/6/2017		232
201766-6300235	C00235		6/6/2017	28.2	235
201766-6300255	C00255		6/6/2017	30.6	255
2017512-600416	C00416		5/12/2017	49.92	416
2017515-600416	C00416		5/15/2017	49.92	416
2017515-600417	C00417		5/15/2017	50.04	417
2017516-600563	C00563		5/16/2017	67.56	563
2017516-600566	C00566	Complete	5/16/2017	67.92	566
2017516-600568	C00568	Complete	5/16/2017	68.16	568
2017516-600568	C00568	Complete	5/16/2017	68.16	568
2017516-600571	C00571	Complete	5/16/2017	68.52	571
2017516-600596	C00596	Complete	5/16/2017	71.52	596
2017516-600598	C00598	Complete	5/16/2017	71.76	598
2017516-600611	C00611	Complete	5/16/2017	73.32	611
2017516-600621	C00621	Complete	5/16/2017	74.52	621
2017516-600625	C00625	Complete	5/16/2017	75	625
2017516-600631	C00631	Complete	5/16/2017	75.72	631

Welcome to tableaufans.com!

## Advanced Analytics

How to extend Tableau's capabilities with multiple External Services?



### 20 Advanced Analytics

MAR 2019 *Posted By: Timo Tausenhausen Comments: 1*

A very popular post for the many data scientists within the Tableau community has been this blog post around how to setup multiple External Services for Tableau. Therefore this post is meant to be the first follow up post on it. While the initial architectural diagram showed flask as an adapter...

[Read More](#)

## Interactive Company Reports

Real World Examples



### 14 Interactive Company Reports

FEB 2019 *Posted By: Timo Tausenhausen Comments: 0*

In 2014 I've been blogging about "Interactive Company Reports" for the first time. The initial post is just available in German, but the links and ideas will quickly be reiterated in this post. Moritz Pawelke (after working at Deloitte as Director | Digital &...

[Read More](#)

#### Last posts

Embedding Examples in Action (Coming Soon)  
*Thursday, 16. May 2019*

Custom Landing Page  
*Monday, 6. May 2019*

3 Extensions in 1 Downloadable Asset (Coming Soon)  
*Friday, 3. May 2019*



Advanced Analytics  
*Wednesday, 20. March 2019*



Interactive Company Reports  
*Thursday, 14. February 2019*



DEMO



Google Analytics

WEBHOSTING®

# Webhosting with Built-In Analytics



Home

Analytics

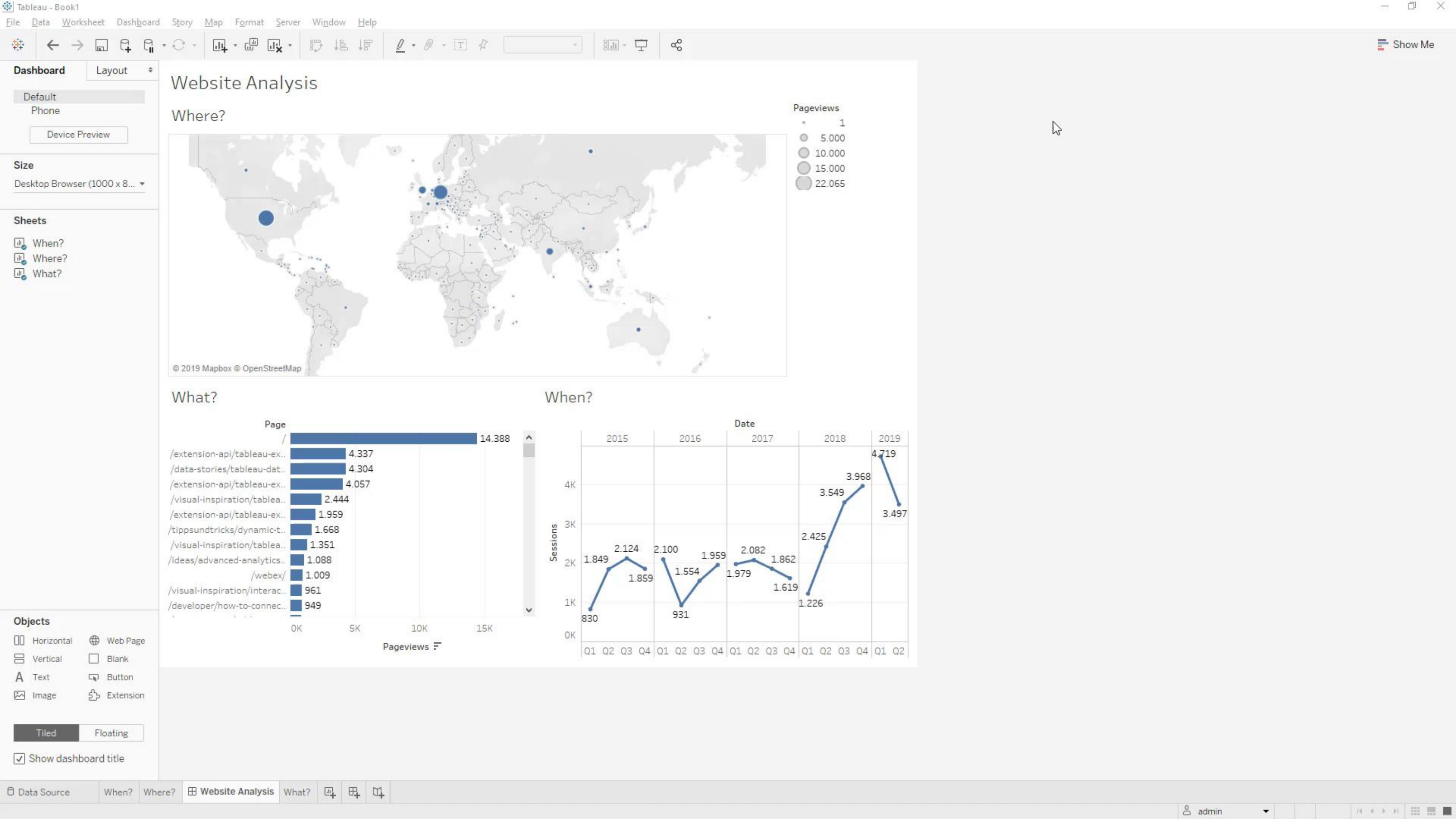
Advanced Analytics

Consulting

Contact








# MAKE

- Initial Development Effort
- Programming Expertise for Adjustments
- Data Connection
- Security
- Monitoring
- Bug Fixes
- Ongoing Feature Development

[Overview](#) [Examples](#) [Documentation](#) [Source](#)

## Data-Driven Documents



Like visualization and creative coding? Try interactive JavaScript notebooks in [Observable!](#)

**D3.js** is a JavaScript library for manipulating documents based on data. **D3** helps you bring data to life using HTML, SVG, and CSS. D3's emphasis on web standards gives you the full capabilities of modern browsers without tying yourself to a proprietary framework, combining powerful visualization components and a data-driven approach to DOM manipulation.

[See more examples.](#)

Download the latest version (5.7.0) here:

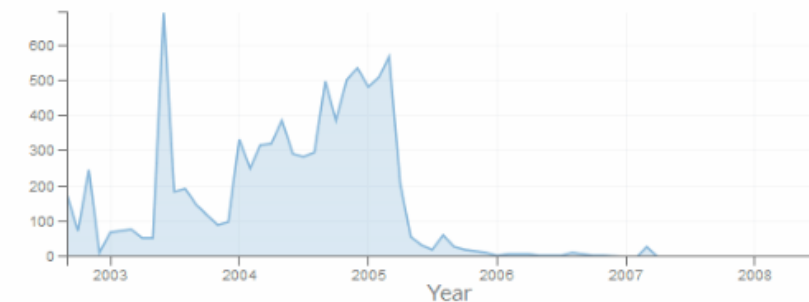
- [d3.zip](#)

To link directly to the latest release, copy this snippet:

```
<script src="https://d3js.org/d3.v5.min.js"></script>
```

The full source and tests are also available [for download](#) on [GitHub](#).

Number of Donations



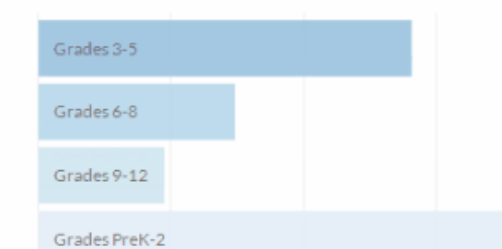
Donation Count for Resources



Funding Status



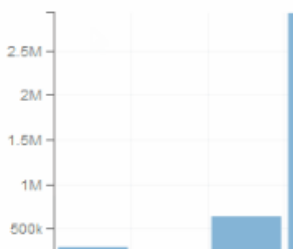
Donation Count by Grade



Donation Count by Poverty Level



Donation Amount by State (\$)






# MAKE

- Initial Development Effort
- **Programming Expertise for Adjustments**
- Data Connection
- **Security**
- Monitoring
- Bug Fixes
- **Ongoing Feature Development**

[Overview](#) [Examples](#) [Documentation](#) [Source](#)

## Data-Driven Documents



Like visualization and creative coding? Try interactive JavaScript notebooks in [Observable!](#)

**D3.js** is a JavaScript library for manipulating documents based on data. **D3.js** helps you bring data to life using HTML, SVG, and CSS. D3's emphasis on web standards gives you the full capabilities of modern browsers without tying yourself to a proprietary framework, combining powerful visualization components and a data-driven approach to DOM manipulation.

[See more examples.](#)

Download the latest version (5.7.0) here:

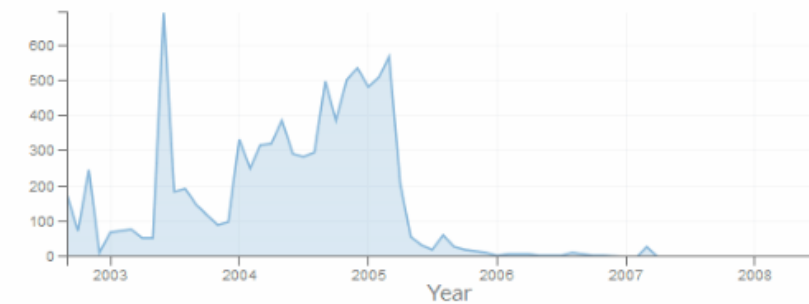
- [d3.zip](#)

To link directly to the latest release, copy this snippet:

```
<script src="https://d3js.org/d3.v5.min.js"></script>
```

The full source and tests are also available [for download](#) on GitHub.

Number of Donations



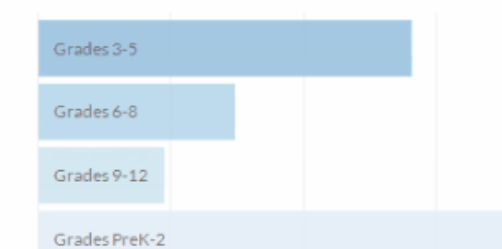
Donation Count for Resources



Funding Status



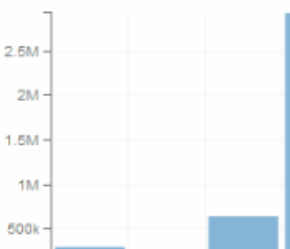
Donation Count by Grade



Donation Count by Poverty Level



Donation Amount by State (\$)

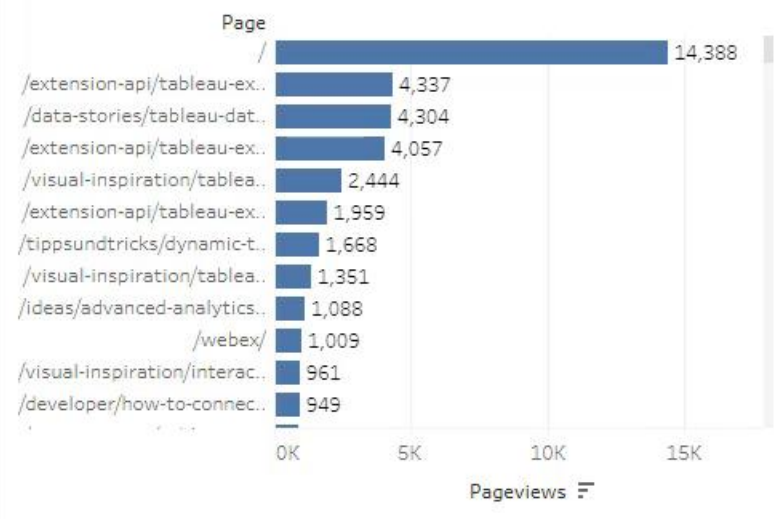


# Website Analysis

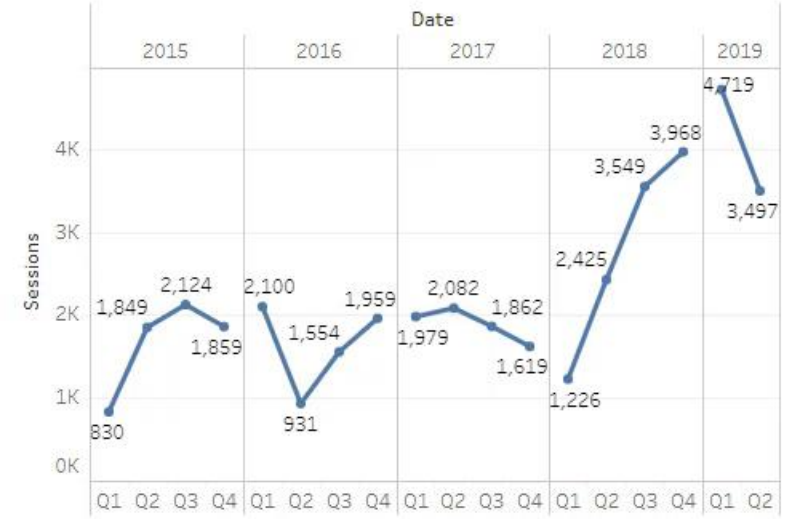
## Where?



## What?



## When?






# MAKE

- Initial Development Effort
- **Programming Expertise for Adjustments**
- Data Connection
- **Security**
- Monitoring
- Bug Fixes
- **Ongoing Feature Development**

[Overview](#) [Examples](#) [Documentation](#) [Source](#)

## Data-Driven Documents



Like visualization and creative coding? Try interactive JavaScript notebooks in [Observable!](#)

**D3.js** is a JavaScript library for manipulating documents based on data. **D3** helps you bring data to life using HTML, SVG, and CSS. D3's emphasis on web standards gives you the full capabilities of modern browsers without tying yourself to a proprietary framework, combining powerful visualization components and a data-driven approach to DOM manipulation.

[See more examples.](#)

Download the latest version (5.7.0) here:

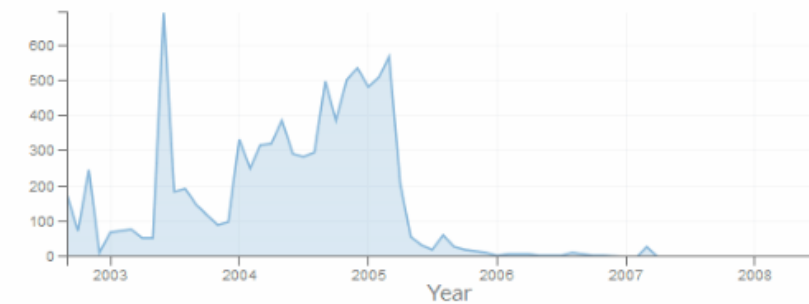
- [d3.zip](#)

To link directly to the latest release, copy this snippet:

```
<script src="https://d3js.org/d3.v5.min.js"></script>
```

The full source and tests are also available [for download](#) on [GitHub](#).

Number of Donations



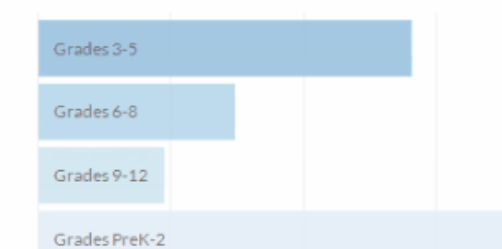
Donation Count for Resources



Funding Status



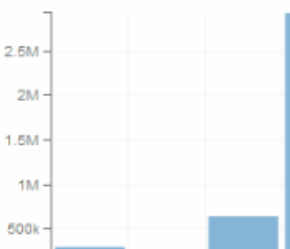
Donation Count by Grade



Donation Count by Poverty Level



Donation Amount by State (\$)







ttautenhahn@lufthansa.com

.....

Sign In →



ttautenhahn@tableau.com

.....

Sign In →

Tableau Server



Not secure | tableauserver20192/#/signin?disableAutoSignIn=yes



admin

.....

Sign In →

# MAKE

- Initial Development Effort
- Programming Expertise
- Time for Adjustments
- Unifying Data Sources
- Dependent on Individuals
- Data Volumes
- Security
- Integration
- Scalability
- Monitoring
- Manual Deployment
- Error-prone
- Mobile
- Time-to-Market

# BUY

# MAKE

- Initial Development Effort
- Programming Expertise
- Time for Adjustments
- Unifying Data Sources
- Dependent on Individuals
- Data Volumes
- Security
- Integration
- Scalability
- Monitoring
- Manual Deployment
- Error-prone
- Mobile
- Time-to-Market

# BUY

- Fast Deployment
- Adjustments made by Business Unit
- Security
- Monitoring
- Mobile
- Scalability
- +100k User**
- Time-to-Market



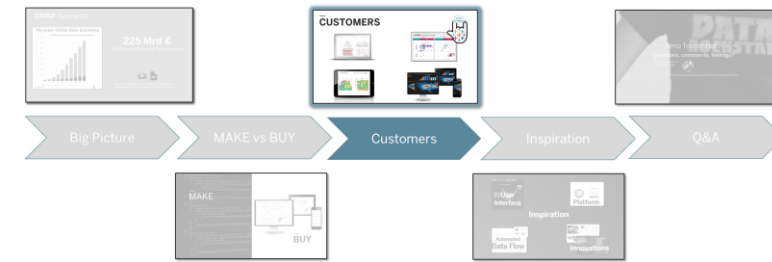
 **questback**



```
<div class="row-1 row-first row-last">
  <div class="col-1 col-first">
    <div class="views-field views-field-title">
      <div class="views-field views-field-uc-product-image">
        <div class="field-content">
          <a href="/yellowleather/products/shoes/comfy-1">
            </div>
        </div>
      </div>
    </div>
    <div class="col-2">
      <div class="views-field views-field-title">
        <div class="views-field views-field-uc-product-image">
          <div class="field-content">
            <a href="/yellowleather/products/t">
              </div>
            </div>
          </div>
        </div>
      </div>
      <div class="views-field views-field-displa">
        </div>
      </div>
    </div>
    <div class="col-3 col-last">
      <div class="views-field views-field-title">
        <div class="views-field views-field-uc-product-image">
          <div class="field-content">
            <a href="/yellowleather/products/hats/leather">
              </div>
            </div>
          </div>
        </div>
      </div>
      <div class="views-field views-field-display-price">
        </div>
      </div>
    </div>
  </div>
</div>
```

# MAKE


# BUY







# Minodes





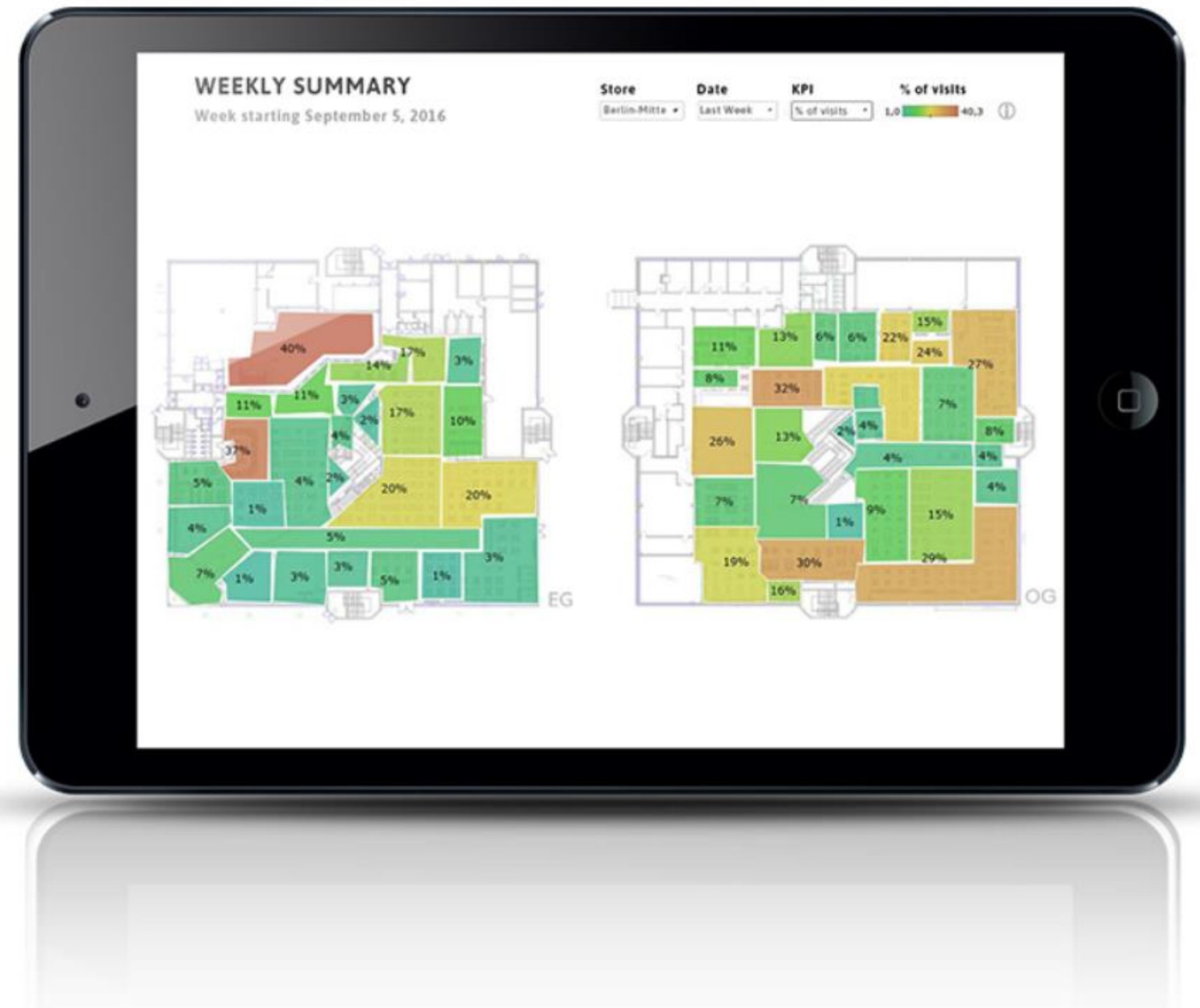


Minodes

A *Telefónica* NEXT COMPANY



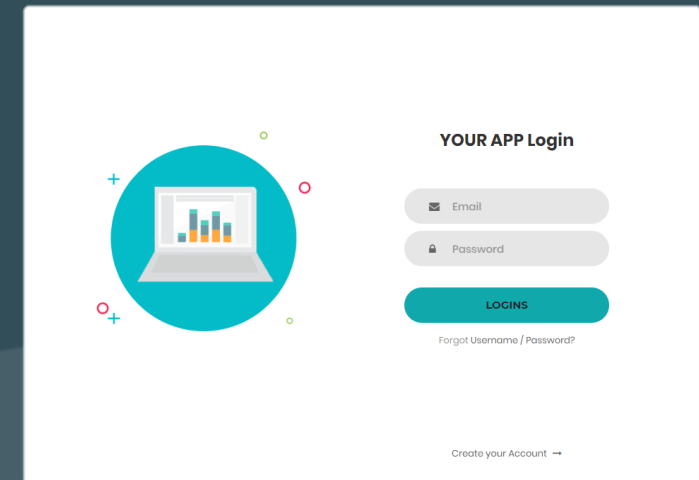
# Minodes





Password

Sign In →



## YOUR APP Login

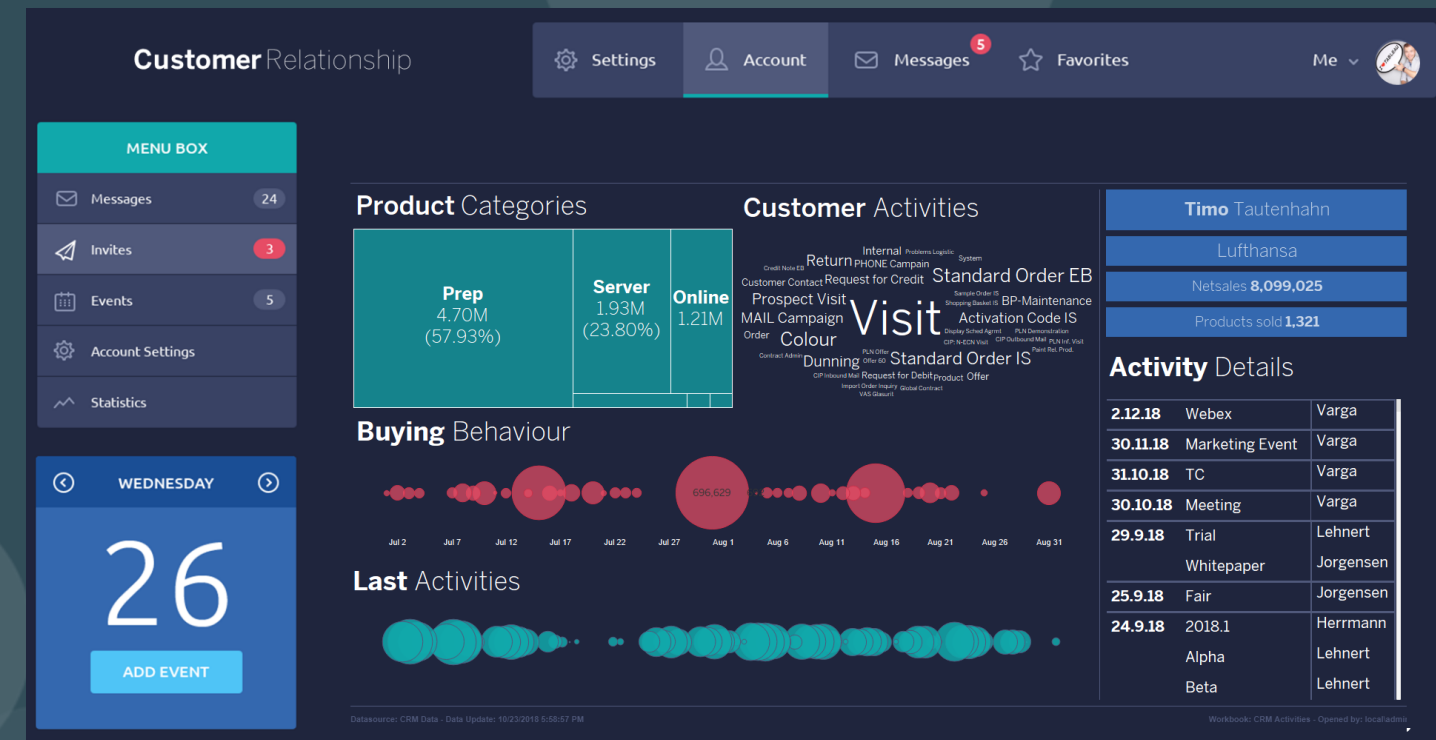
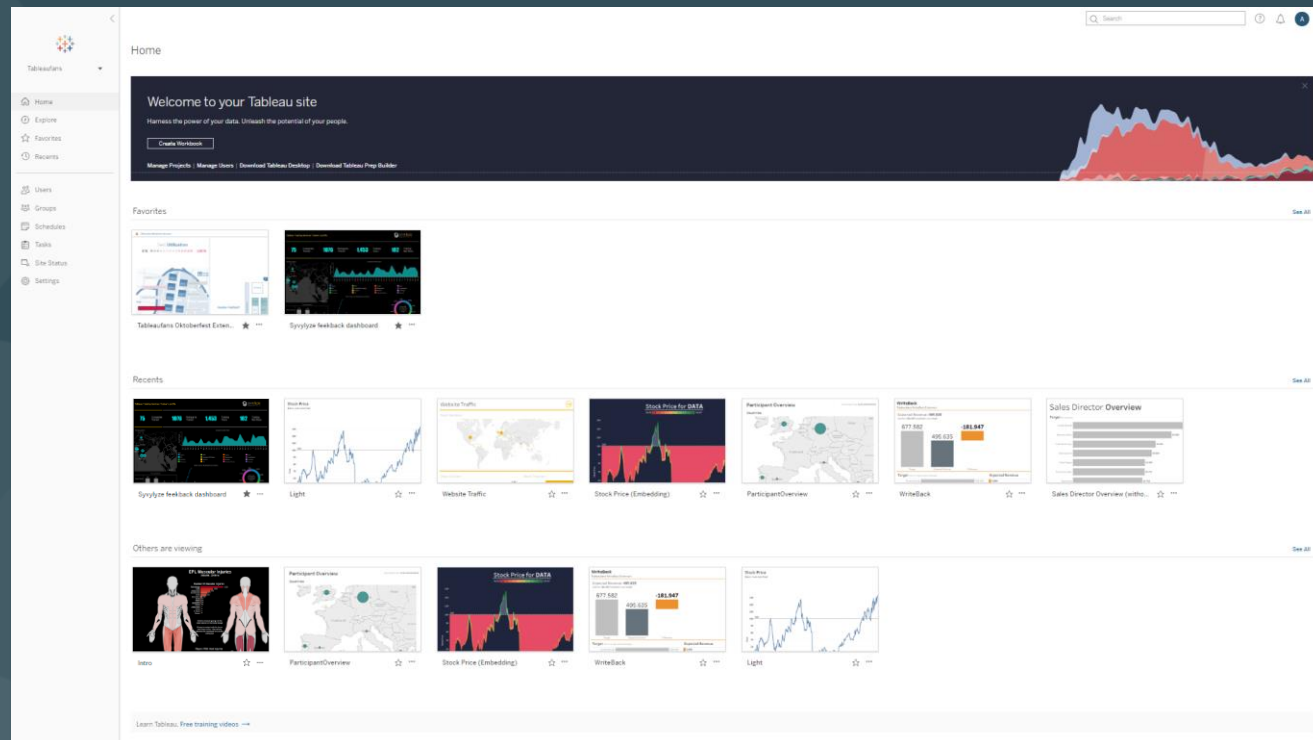
Email

🔒 Password

## LOGINS

[Forgot Username / Password?](#)

[Create your Account →](#)



## INTERACT



DESKTOP



BROWSER



MOBILE



EMBEDDED

Collaboration

Analytics

Content Discovery

Governance

Data Prep

Data Access

Security &  
Compliance

Extensibility  
& APIs

## DEPLOYMENT



ON-PREMISES



CLOUD



HOSTED



WINDOWS



LINUX



MAC



MULTI-TENANT



## INTERACT



DESKTOP



BROWSER



MOBILE



EMBEDDED

Collaboration

Analytics

Content Discovery

Governance

Data Prep

Data Access

Security &  
Compliance

Extensibility  
& APIs

## DEPLOYMENT



ON-PREMISES



CLOUD



HOSTED



WINDOWS



LINUX

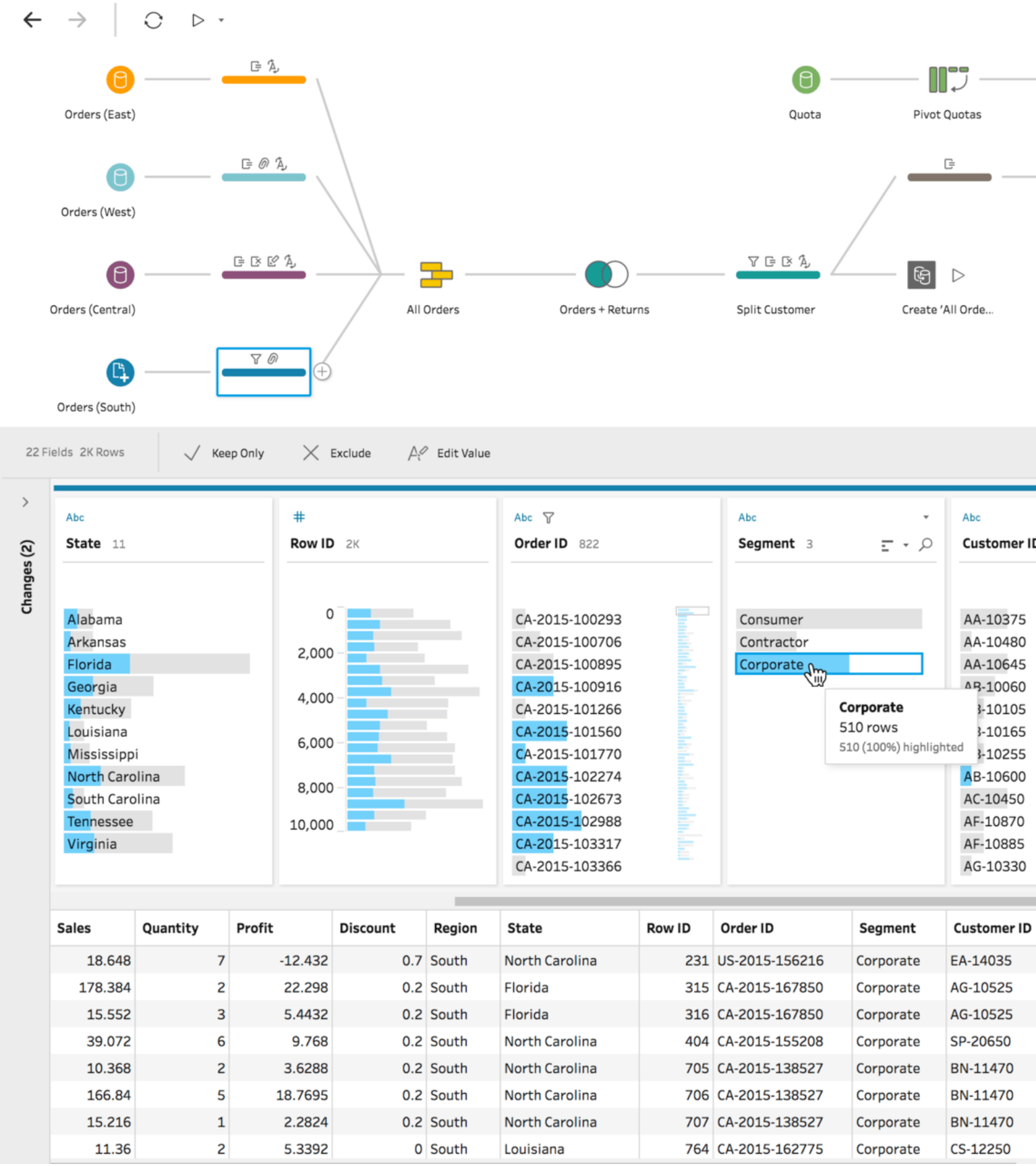


MAC

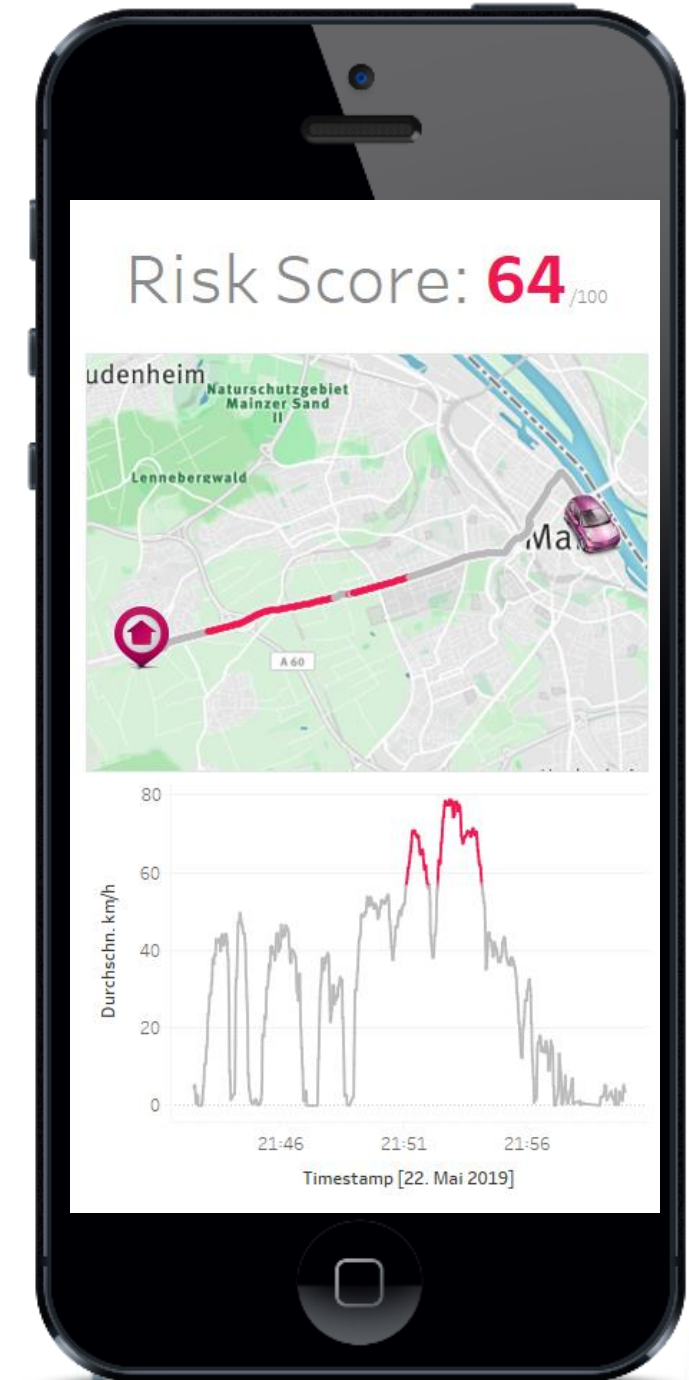
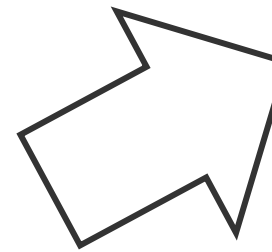

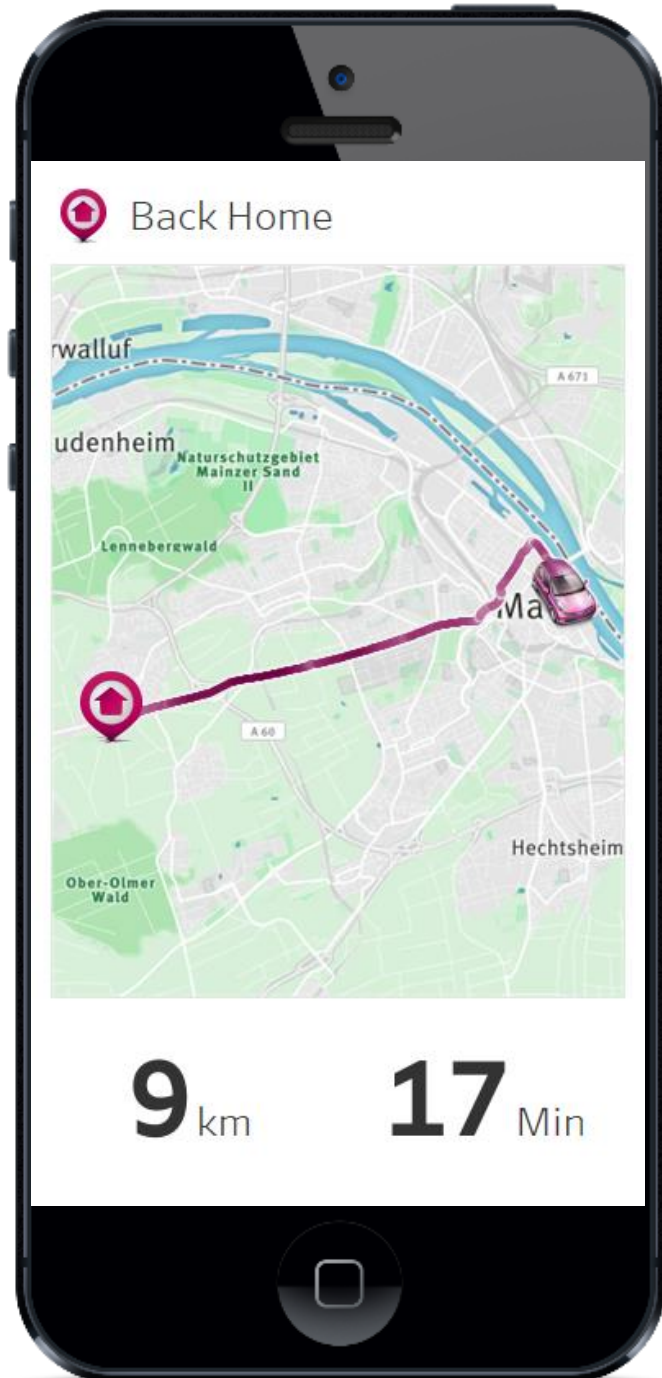


MULTI-TENANT

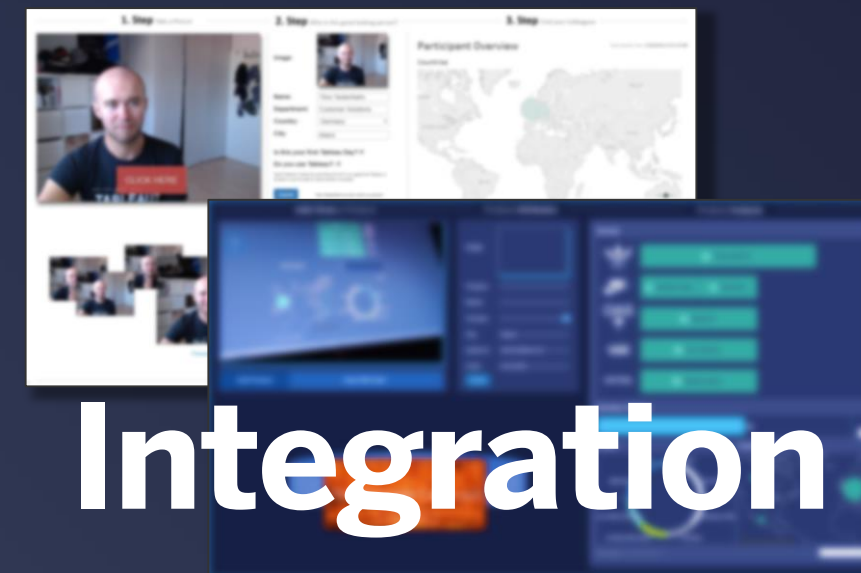
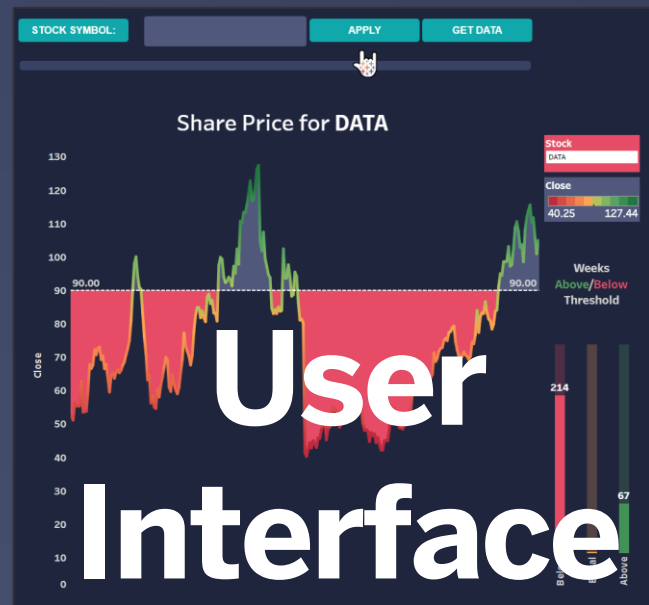
Tableau Prep helps people  
prepare data for analysis



# Tableau Prep

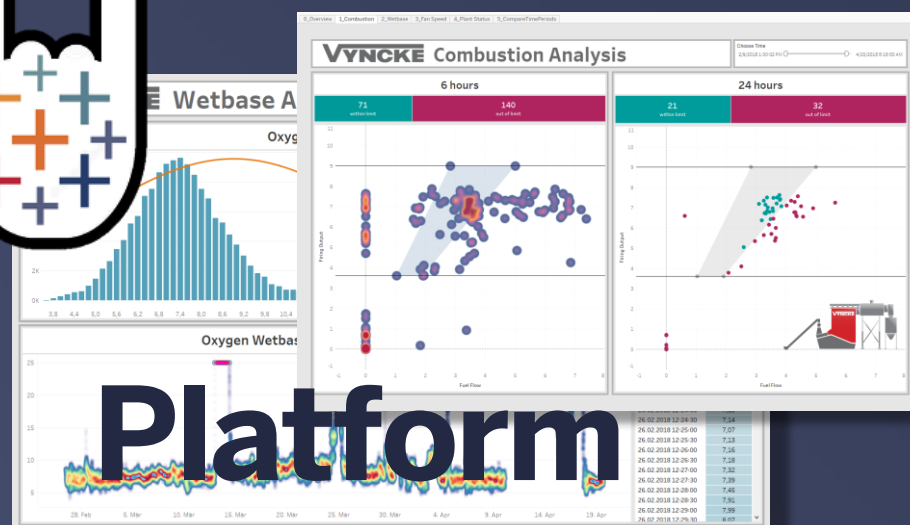





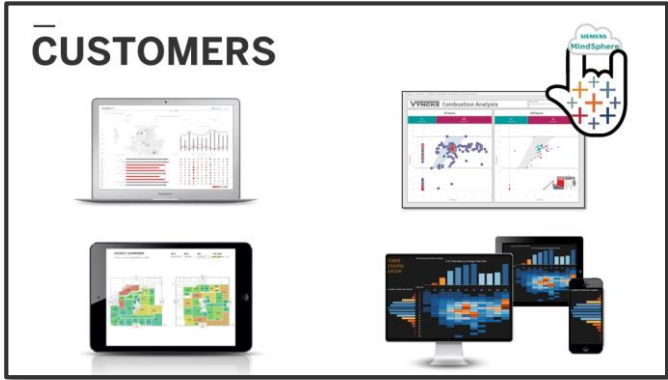


# Tableaufans Demo Asset

Will be released at Tableau Conference Europe June 18th



# Session Flow



# Thank you!

## Questions, comments, feelings?

Timo Tautenhahn  
[www.tableaufans.com](http://www.tableaufans.com)



Slides?  
<https://tableaufans.com/slides/data-monetization-june-2019.pdf>

How to **get started** with integrating / embedding Tableau quickly?  
<https://tableaufans.com/tutorials/how-to-get-started-to-integrate-tableau-into-your-own-software-solution/>



[msaltenberger@tableau.com](mailto:msaltenberger@tableau.com)  
**Webinar: Data Monetisation**



— Thank you! —  
Questions, comments, feelings?

Timo Tautenhahn  
[www.tableaufans.com](http://www.tableaufans.com)



Slides?  
<https://tableaufans.com/slides/data-monetization-june-2019.pdf>  
  
How to **get started** with integrating / embedding Tableau quickly?  
<https://tableaufans.com/tutorials/how-to-get-started-to-integrate-tableau-into-your-own-software-solution/>



[jrantac@tableau.com](mailto:jrantac@tableau.com)  
**Webinar: Data Monetisation**