


#TC18


# Why you won't want to miss TC18!

Ben Jones, Technical Evangelist, Tableau





Ben Jones  
@DataRemixed  
Technical Evangelist, Tableau



[www.dataremixed.com](http://www.dataremixed.com)



# TABLEAU

# CONFERENCE

#TC18 New Orleans Oct 22-25



# Why Attend

Wondering what's in it for you? Customers come to Tableau Conference from all walks of life to learn faster, gain inspiration, and build lasting connections. Hop on board for the Tableau journey of a lifetime.



# Get inspired by thought leaders





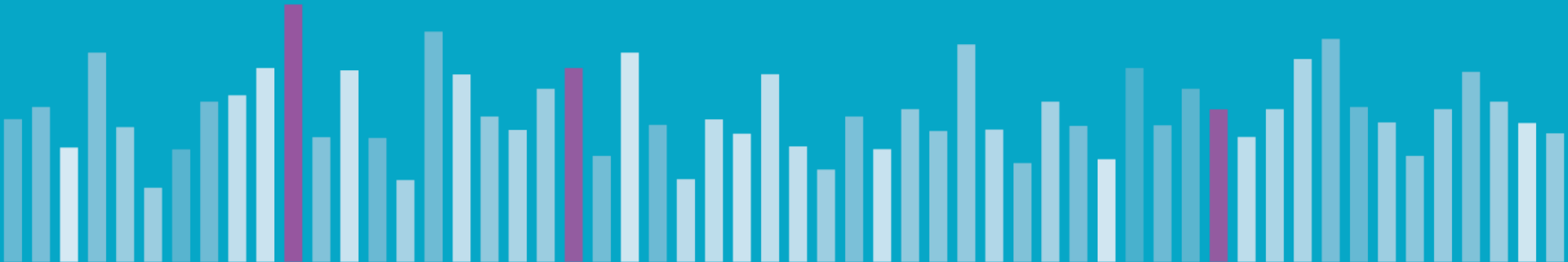
**TABLEAU**  
**CONFERENCE**








# Get advice from Tableau experts





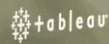


# Preview the Tableau roadmap




**TABLEAU  
CONFERENCE**

# DEVELOPERS ON STAGE



# Influence a future version of Tableau





**LABS**







# Connect with other data fanatics




TABLEAU  
CONFERENCE



# Braindates

## New Networking Opportunity!

Our new tool for connecting peer-to-peer; “find your data people”

Share knowledge and build relationships with other attendees one-on-one or in small groups

Attendee suggests a topic; another attendee responds to meet and discuss that topic

Schedule a braindate through TC Mobile App when the App launches in early October

Meetings are held in a fun, creative environment onsite







#TC18meetups

+tableau<sup>+</sup><sub>+</sub>public



**TABLEAU  
CONFERENCE**


**DATA  
NIGHT  
OUT**

A large audience is silhouetted in the foreground, facing a stage. The stage is illuminated with blue spotlights and features a large, colorful, pixelated graphic of a city skyline. Overlaid on this graphic is the text 'DATA NIGHT OUT' in a stylized, glowing font. The event is part of the Tableau Conference.





# Watch top talent compete live on stage





# IRON VIZ





## Ludovic Tavernier

Iron Viz Contestant at TC18

Ludovic Tavernier is the Data Visualization Lead at Valoway, a french consultancy firm specialised in the data sector. He is responsible for the data visualization software partnerships, methodologies and trainings. As a data consultant, he works on data related topics for various industries.



## Corey Jones

Iron Viz Contestant at TC18

Corey leads the development of the global Tableau dashboards for Johnson & Johnson Finance. Corey is a graduate of J&J's Finance Leadership Development Program, and studied Business Intelligence and Accounting at Saint Joseph's University in Philadelphia, PA.

# Be sure you're registered

- Register now before we sell out! Still plenty of hotel availability.
- Once registered, download TC18 App - Available in early October
- The app allows you to pre-register for Hands-On Training sessions, Tableau Doctor, and Braindates in the mobile app or on the TC18 website (available in early October)
- Arrive to breakout sessions early as space is limited and have a backup session planned in advance
- Walk the convention space when you register, maps will be in the TC18 App
- Stop by the Schedule Scouts area for help



It's Raffle Time!



# TABLEAU

# CONFERENCE

#TC18 New Orleans Oct 22-25

