

Tableau Webinar Series for EGS

August 2018

Maribeth Pederson

Strategic Account Manager

Dylan Lockman

Enterprise Sales Consultant

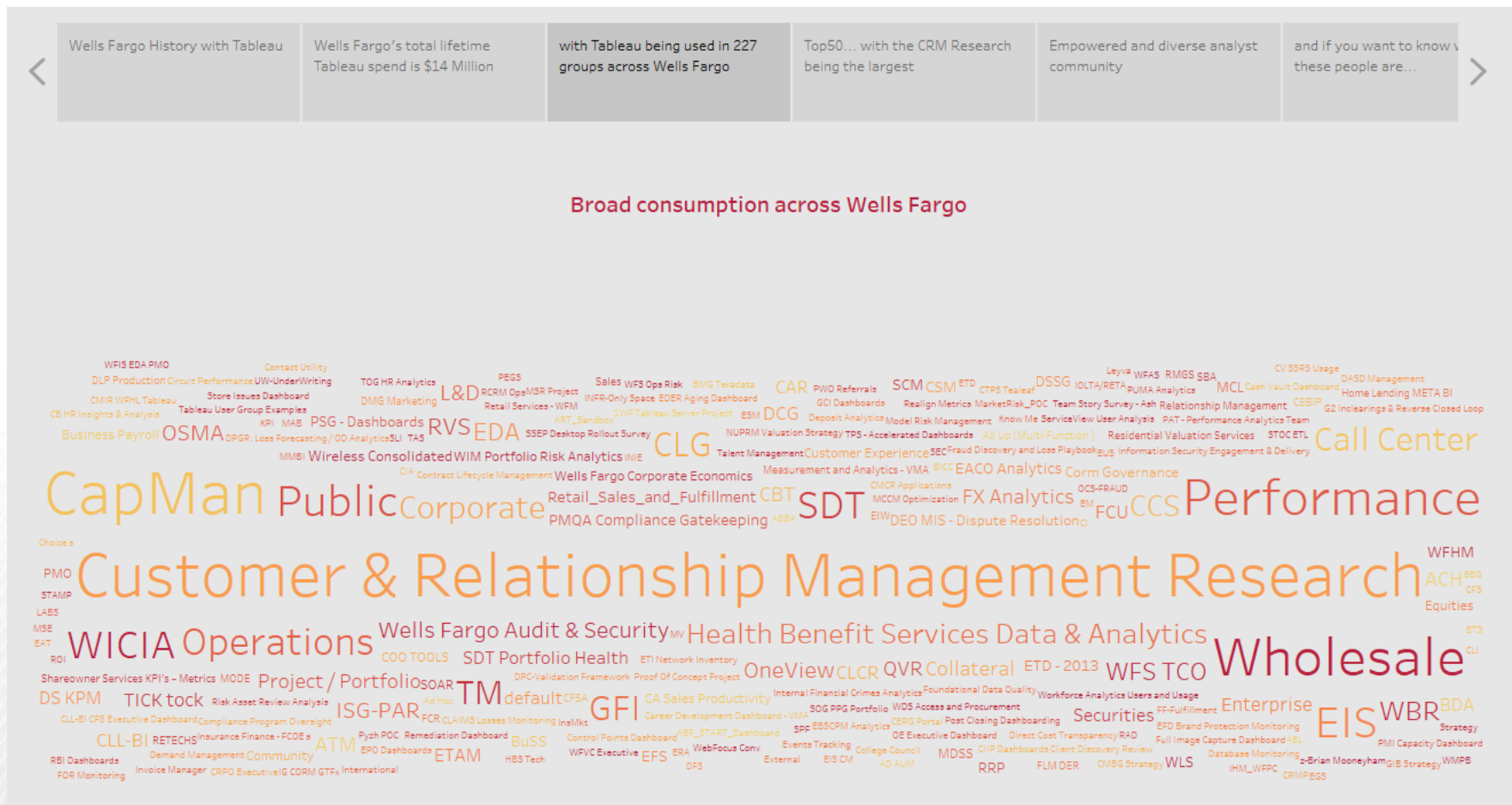


Webinar Series



Title	Date & Time	Description
Introduction to Tableau	16 Aug – 06:00 PDT 16 Aug – 18:30 IST	Gartner refers to Tableau as the ‘gold standard’ in self-service analysis. Come see how you can take raw data and turn it into a polished dashboard in just minutes. This session will cover how to connect to data, create visualizations, build calculations, and create dashboards that are published to a secured, governed environment: Tableau Server.
Tableau for the Power Analyst	21 Aug – 06:00 PDT 21 Aug – 18:30 IST	This session will cover a selection of advanced techniques in Tableau Desktop that are focused on visualization best practices, performance optimization, and creative ways to use features in the product.
Extending Tableau with Advanced Analytics	29 Aug – 06:00 PDT 29 Aug – 18:30 IST	Tableau can make use of external scripts to drive to deeper insights in your data. Come see how to leverage Python/R/Matlab inside of Tableau so you (individually) can rapidly explore the results visually or deploy your trained models out to broader audiences to leverage them.

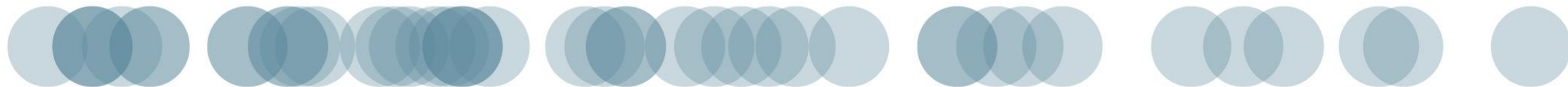
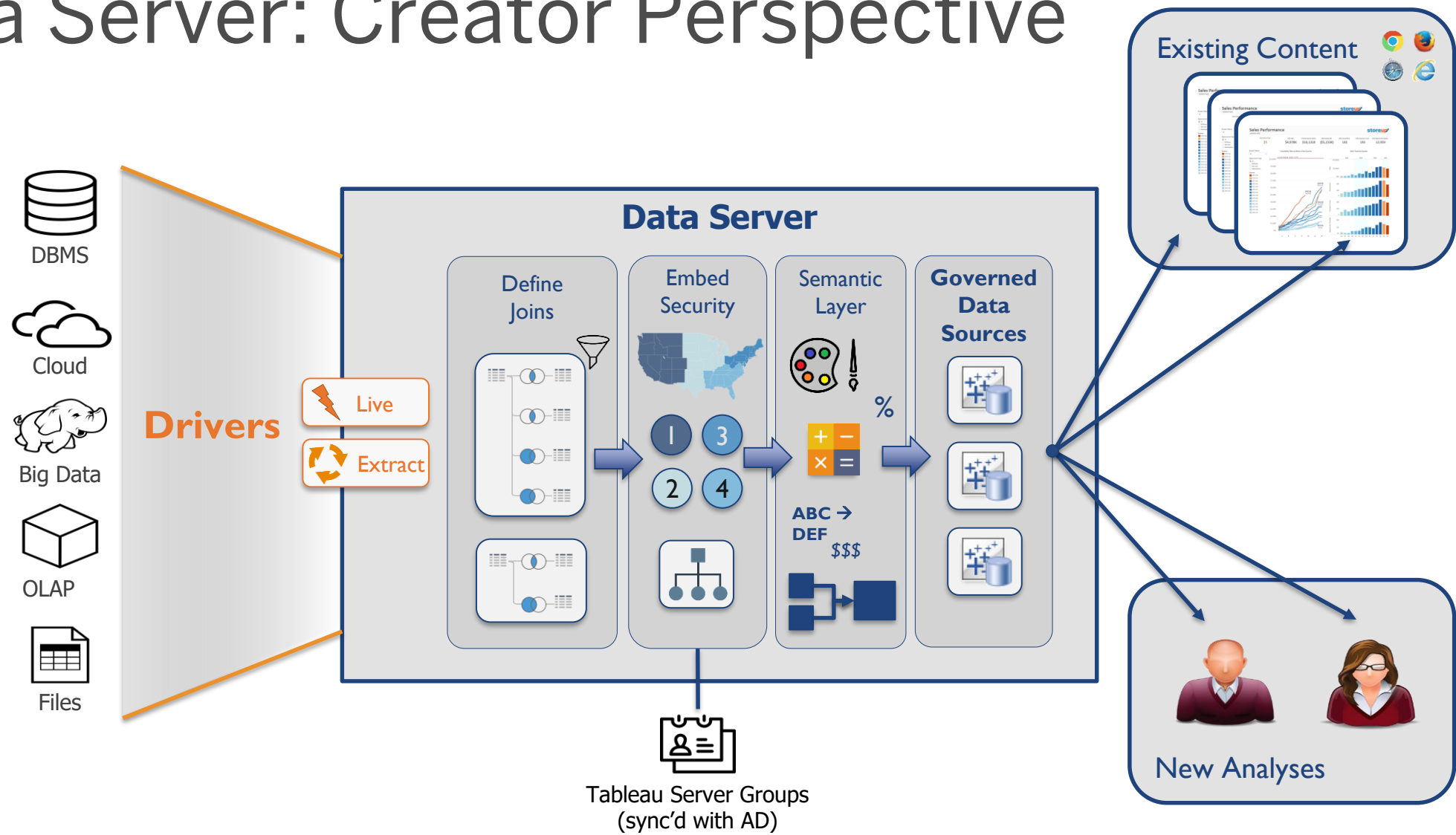
Use Cases and Users Groups Across WF



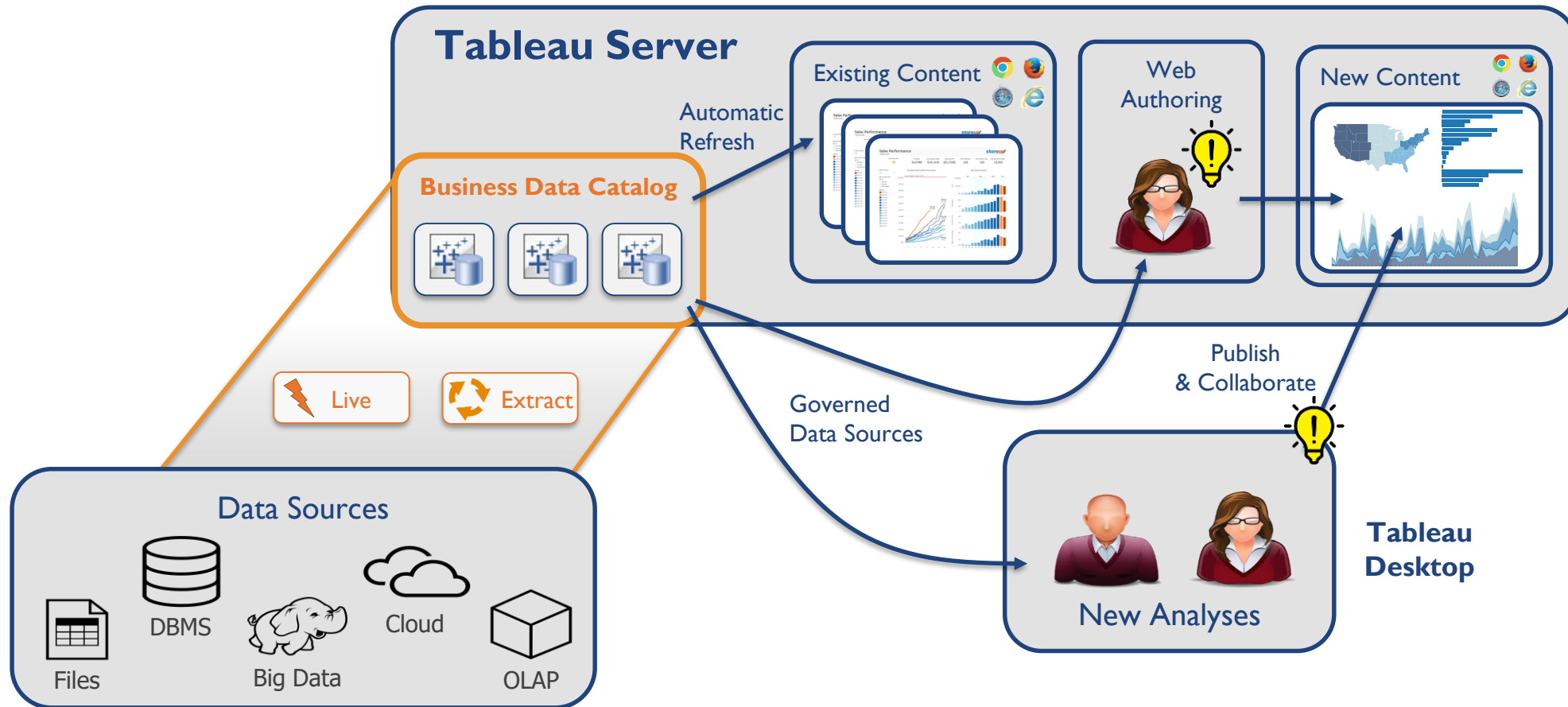
Agenda

- Creating and Sharing Data Sources
- Tips and Tricks for the Power Analyst
- Visualization Techniques and Tableau Mastery
 - [Visual Vocabulary](#)
 - [Viz Cookbook](#)
 - [Performance Best Practices](#)
 - [Tableau eLearning](#)

Data Server: Creator Perspective



Data Server: Explorer / Analyst Perspective



Agenda

- Creating and Sharing Data Sources
- Tips and Tricks for the Power Analyst
- Visualization Techniques and Tableau Mastery
 - [Visual Vocabulary](#)
 - [Viz Cookbook](#)
 - [Performance Best Practices](#)
 - [Tableau eLearning](#)