

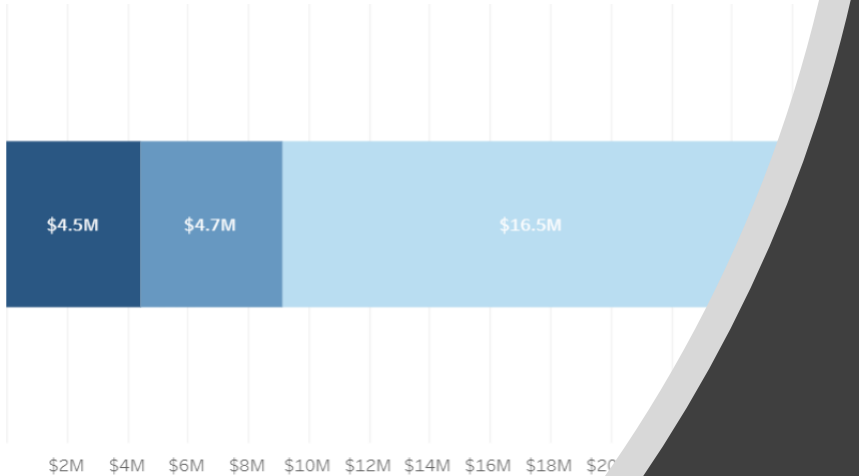
Revenue Cycle Management Dashboard

Trend AR Summary

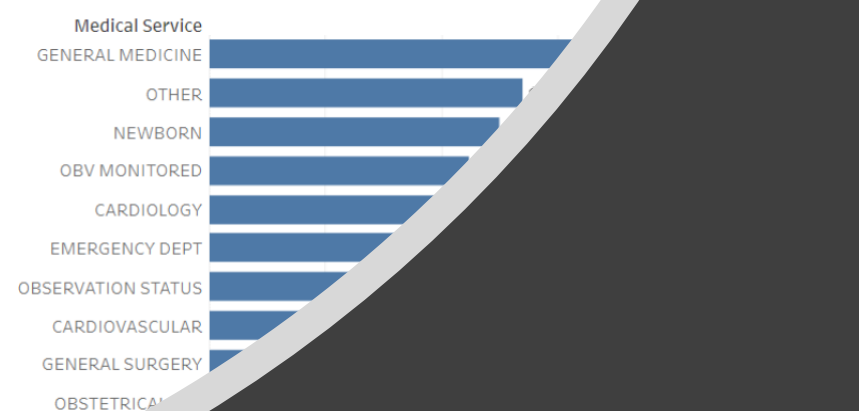
Account Chronology

June 2019
Total AR: \$16.86M

June 2019
Total AR: \$25.61M



Managed Medicaid \$311.94M	Commercial \$282.57M	
Contracted Commercial \$184.62M	Self Pay \$67.90M	Dual
	Medicaid \$55.02M	



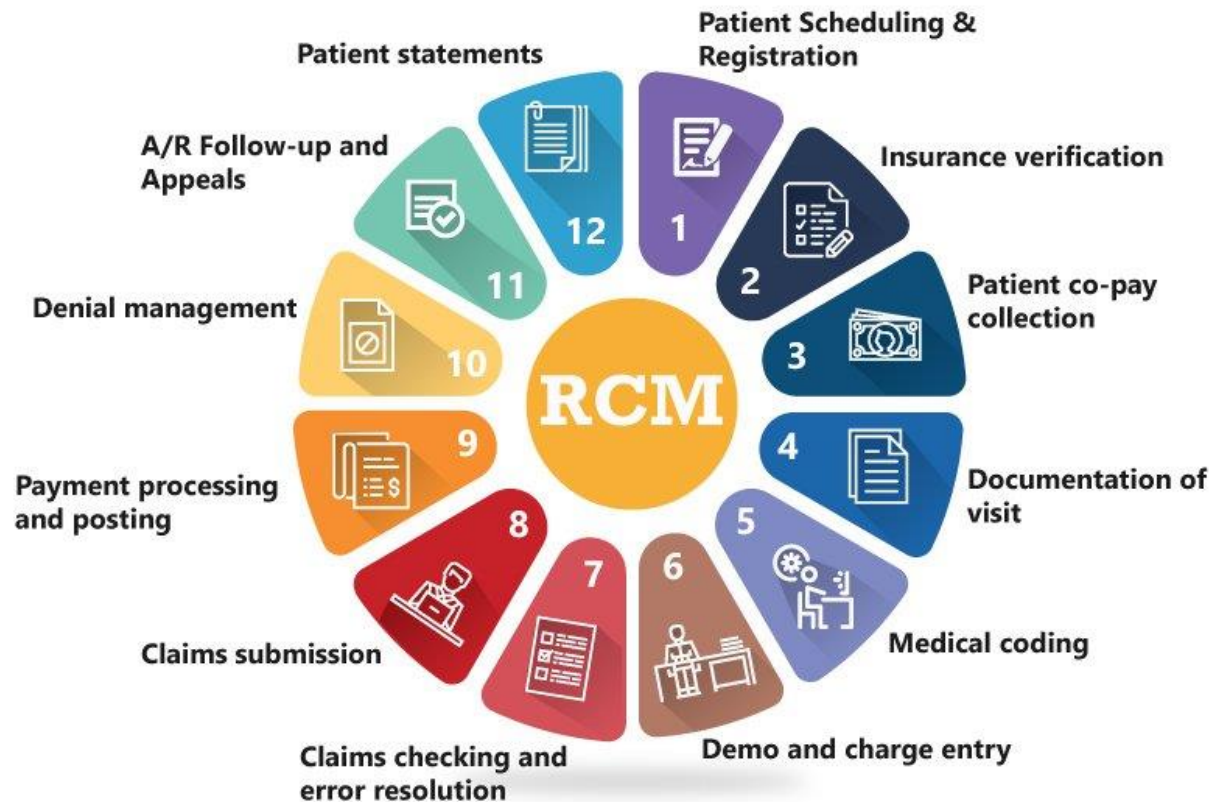
Monitoring financial performance with the Revenue Cycle Management Starter Dashboard

Jared Sathaye Sales Consultant, Healthcare | Tableau

Agenda

- Intros – Candace Masson, Marketing Specialist and Jared Sathaye, SC, Healthcare
- Overview – What is revenue cycle management, how it impacts healthcare providers
- Live Demo – How to get started
- Wrap up – Q&A

What is Revenue Cycle Management (RCM)?



Healthcare revenue cycle management (RCM) is the financial process that facilities use to manage the administrative and clinical functions associated with claims processing, payment, and revenue generation.

Why is RCM Important to Healthcare Providers?

- Increase cash flow and achieve sustainable financial performance
- Without proactively managing these processes, healthcare providers cannot keep their doors open to treat patients and improve the health of communities they serve



The RCM Starter Dashboard - Simplified and Unified

- According to a 2019 study, 96% of healthcare provider chief financial officers believe their organization needs to do more to leverage financial and operational data analytics.¹
- As an entry-point into revenue cycle analytics, the **RCM Starter Dashboard** delivers a simplified and unified perspective of a healthcare provider's revenue cycle by providing visual insight into three critical areas:
 - Transactional Summaries
 - Accounts Receivable Snapshots
 - Denials Management



1. 2019 Healthcare CFO Outlook: Performance Management Trends and Priorities, Kaufman Hall, 2019

Where do I find the Starter Kit?

Download the starter kit:

<https://www.tableau.com/resources/healthcare-analytics/healthcare-rcm-starter-kit>

Review Blog post:

<https://www.tableau.com/about/blog/2019/8/starter-kit-ii-revenue-cycle-management-dashboard>

(See resources section in the webinar console)



Transaction Trend

AR Summary

Denial Summary

Charge



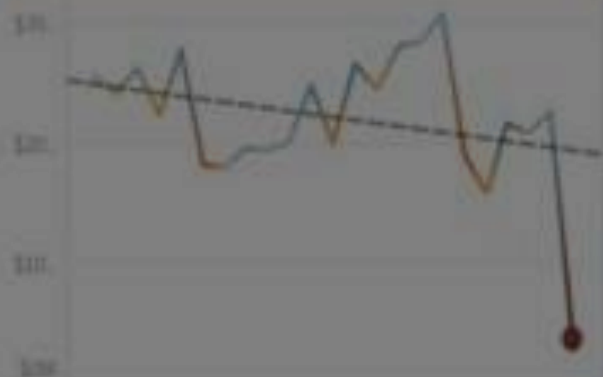
Account Discharge

Net

June 2019
Total Charges : \$37.93M

June 2019
Total AR: \$89.16M

June 2019
Denial Rate: 3.79% (\$1.39M)



Demo

Wrap-up

Q&A

Next steps you can take:

- Visit the RCM Dashboard Blog and download the Starter Kit (see resources)
- Tune in for our next healthcare webinar, November 5th showcasing our Custom Portal Starter Kit
- TC19! Propel your skills, connect with our community, get inspired (tableau.com/tc)



**TABLEAU
CONFERENCE**

Join the largest data community.

Las Vegas November 12-15

**Hundreds of sessions, plus a Healthcare track and
Healthcare Data Day!**

Learn more: tableau.com/tc