

Get a first look at Tableau Conference sessions



Maris McEdward (she/her)

Senior Manager, Conference Content
Tableau

#data19

Tableau Conference 2019

Las Vegas

Nov 12-15

Register at tc19.tableau.com



Agenda

- **Hundreds of sessions – something for everyone**
- **Session formats – different learning styles**
- **What's new this year**
- **Navigating session catalog**

**Hundreds of sessions –
something for everyone**

Theme

Dashboards and
Design

Data and
Analytics Skills

Data Culture

Data
Management

Embedded
Analytics

Smart Analytics

Tableau
Community

Tableau at Scale

Role

Analyst

Business User

Data Leader

IT Pro

IT Enabler

Developer

Category

Healthcare

Financial
Services

Government

Education

Retail

Sales
Department

Marketing
Department

Finance
Department

Product Manager

IT Department

Session formats – different learning styles

Formats



Breakout sessions



Hands-on Training



Keynotes



Tableau Doctor



Tableau Showcase



Training & Cert



Community

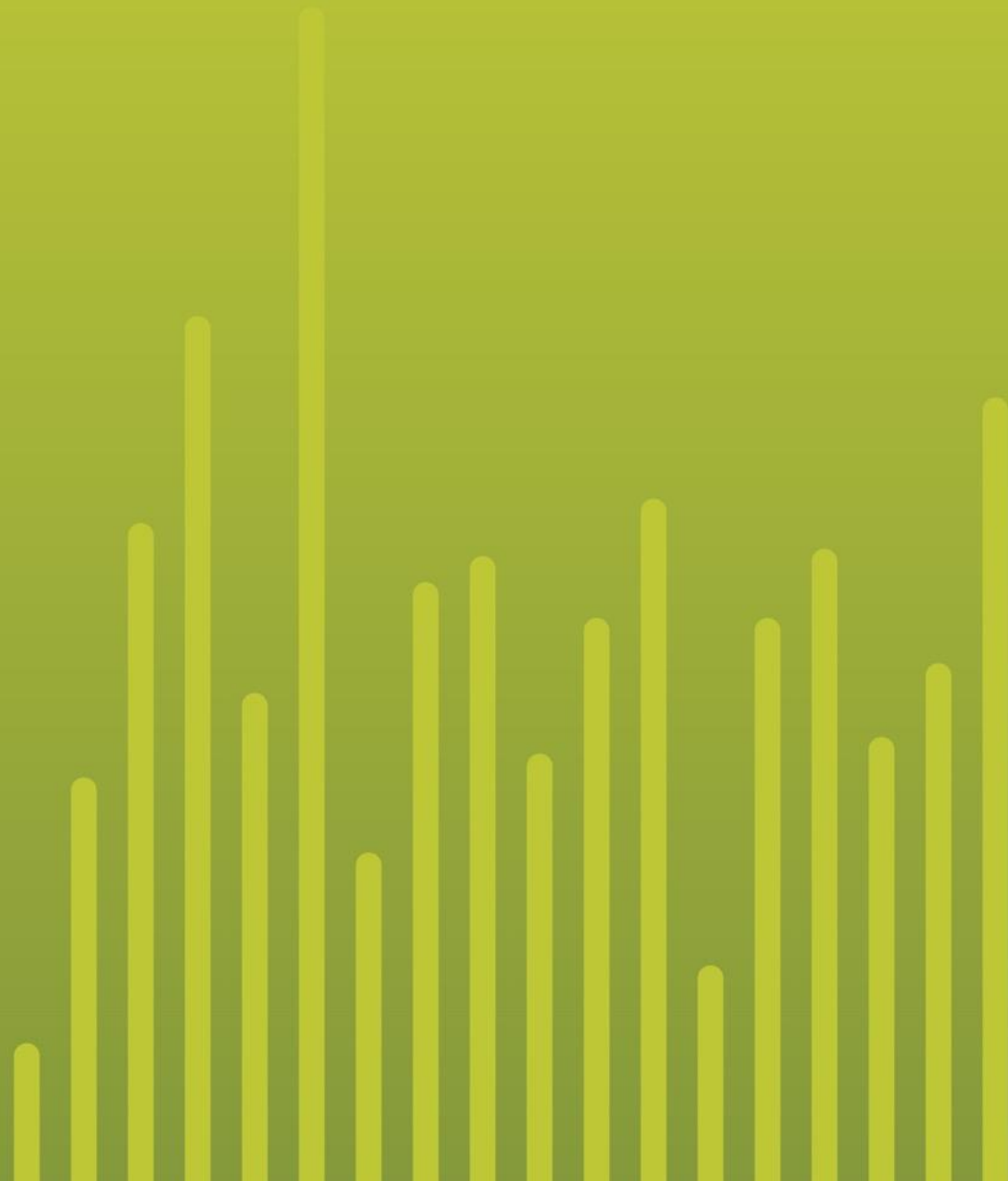


Collaborative



Braindates

What's new this year



What's new

- 60 minute hands-on training
- 100+ customer sessions
- More intermediate level content
- New content experiences in Data Village

TABLEAU
CONFERENCE



Navigating session catalog

Navigating session catalog

TABLEAU
CONFERENCE

WHY ATTEND LEARN EXPERIENCE SPONSORS FAQ REGISTER

Sessions

+ Theme

+ Level

+ Role

+ Category

+ Session Type

+ Topic

APPLY CLEAR

358 Tableau Conference Sessions

Welcome to the Tableau Conference 2019 official session catalog. Browse sessions below to find what interests you or use filters on the left to drill into your specific needs. Search by keyword or theme to find sessions related to specific concepts, features, or data skills. Give the sessions you like a “thumbs up” to help us assign the correct room size.

USAID Global Health: The Implementation of a Data Revolution +

Tinuiti: Using Tableau Prep Builder and Conductor to Wrangle Marketing Data +

Tableau in motion: Tableau's new native Vis Animations +

- Search
- Filter
-
- Coming in Oct: pre-registration!

Navigating session catalog - Theme

62 Tableau Conference Sessions

Welcome to the Tableau Conference 2019 official session catalog. Browse sessions below to find what interests you or use filters on the left to drill into your specific needs. Search by keyword or theme to find sessions related to specific concepts, features, or data skills. Give the sessions you like a "thumbs up" to help us assign the correct room size.

⊖ Theme

- ☒ Data Culture
- ☐ Dashboard and Design
- ☐ Data and Analytics Skills
- ☐ Data Management
- ☐ Embedded Analytics
- ☐ Smart Analytics
- ☐ Tableau at Scale
- ☐ Tableau Community








+ Level

+ Role

+ Category

+ Session Type

+ Topic

-  **General Dynamics: Turning Military Intelligence into Business Intelligence** +
-  **HotelTonight: How to get Stakeholders in Bed with your Data** +
-  **How We Engaged 10,000 People to Transform Whole Foods Market** +
-  **Charles Schwab: How Our Interaction Analytics Enabled Self Service Call Volume Prediction and Tracking** +
-  **Driving a Self-Service Culture through Architectural Innovation** +
-  **Ochsner Health System: Putting Patients First and Learning from our Patient's Satisfaction Scores** +
-  **The Master Lock Company: How 8020 & Tableau Simplified Master Lock's Business** +

Navigating session catalog - role

+ Theme

+ Level

- Role

- ☒ Analyst
- ☐ Business User
- ☐ Data Leader
- ☐ Developer
- ☐ IT Decision Maker
- ☐ IT Professional

+ Category

+ Session Type

+ Topic










APPLY

CLEAR


Permalink to this filtered page:


142 Tableau Conference Sessions


Welcome to the Tableau Conference 2019 official session catalog. Browse sessions below to find what interests you or use filters on the left to drill into your specific needs. Search by keyword or theme to find sessions related to specific concepts, features, or data skills. Give the sessions you like a “thumbs up” to help us assign the correct room size.


-  **YETI Coolers: A Field Guide to Analytics** +
-  **Certification Exam** +
-  **Visualizing Dense Data** +
-  **How to Excel with Tableau** +
-  **Making Friends with Stats** +
-  **Parameters: Driving Interactivity One Dashboard at a Time, Part 2** +
-  **The Creator's Field Guide; How Tableau Professional Services Delivers** +
-  **Interactive Analytics with Parameter Actions** +
-  **Map to Basics: Introduction to Mapping in Tableau** +

Navigating session catalog - category


 Theme


 Level

 Role

 Category















- ☐ Education
- ☐ Finance
- ☐ Financial Services
- ☒ Healthcare
- ☐ IT and Product Manager
- ☐ Marketing
- ☐ Public Sector
- ☐ Retail
- ☐ Sales

 Session Type

 Topic

15 Tableau Conference Sessions

Welcome to the Tableau Conference 2019 official session catalog. Browse sessions below to find what interests you or use filters on the left to drill into your specific needs. Search by keyword or theme to find sessions related to specific concepts, features, or data skills. Give the sessions you like a “thumbs up” to help us assign the correct room size.

-  **Takeda Pharmaceuticals: Putting Patients First with Tableau** 
-  **UnitedHealth Group: Using Tableau to Deliver Statistical Controls and Big Data Insights at Scale** 
-  **Lake County Health Dept: Tableau Prep Builder and Conductor at Enterprise Scale** 
-  **Bristol-Myers Squibb: O2C Americas Achieving Operational Excellence Using Tableau** 
-  **Kaiser Permanente: Improving Diabetes Care with Data-Informed Insights** 
-  **Baylor College: Visualizing Brighter Outcomes for Children with Critical Illness** 
-  **Stanford Health Care: Advancing Patient Experience with Tableau** 



**TABLEAU
CONFERENCE**

Save your seat. Save \$200.

Last chance for savings ends August 16

Learn more at tc19.tableau.com