



BNP PARIBAS

Tableau New Features for End Users

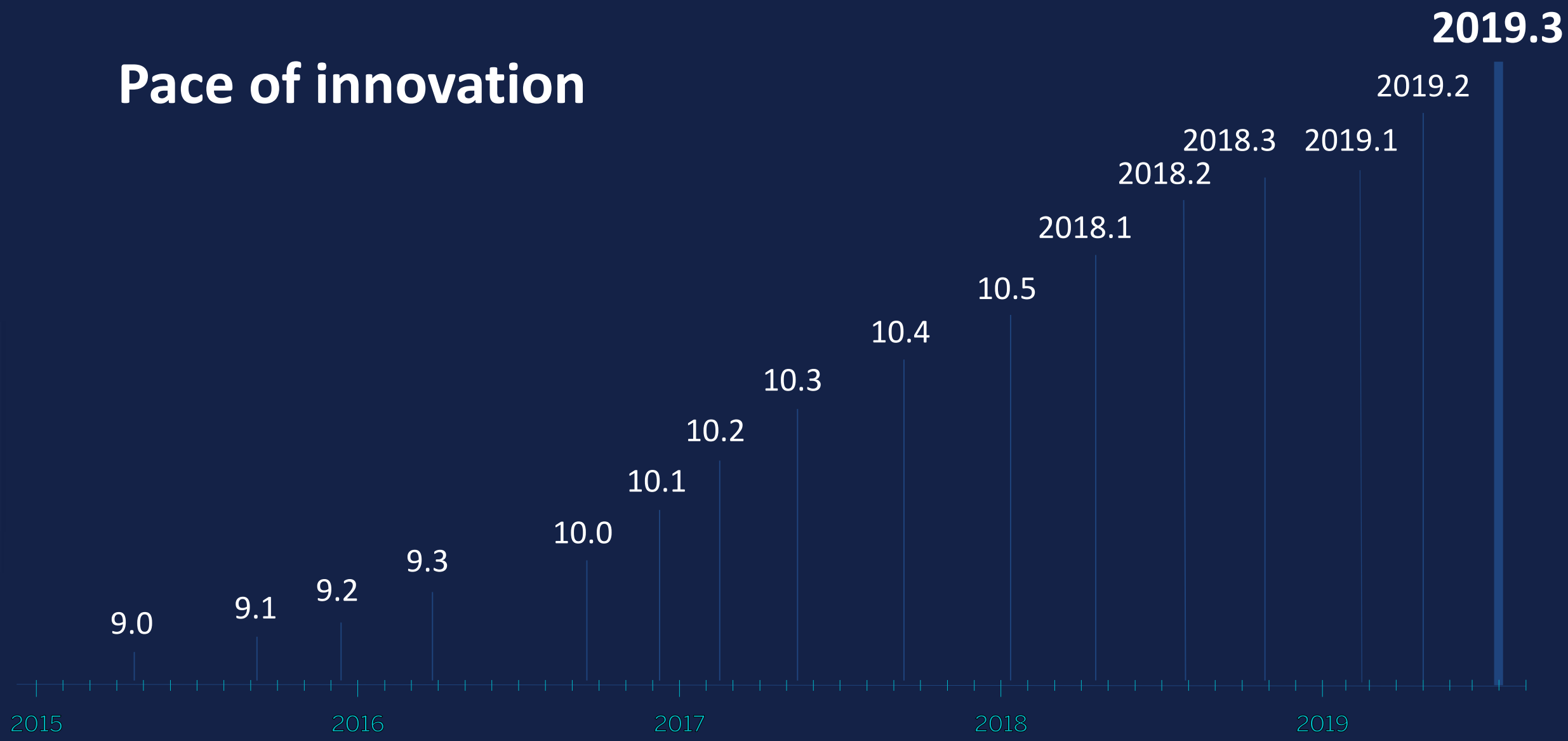
Charlotte Filloux | Global Account Manager
Chrystelle Drouin | Sales Consultant



A low-angle, upward-looking shot of a modern, multi-story office building with a glass facade. The building's structure is composed of white, angular concrete or metal frames that create a series of overlapping, geometric shapes. The glass windows reflect the sky and surrounding environment. In one of the upper windows, a sign is visible that reads "DATA" in large, white, sans-serif capital letters, with a red heart symbol replacing the letter "O". The overall color palette is dominated by cool blues and greys, with the red heart providing a small point of contrast.

Tableau helps people see and understand data

Pace of innovation



200+ New Features

From 10.5 to 2019.2

What's new for BNP Paribas Business Users?

Revamped Mobile Devices Experience

Better Compatibility between Versions

Key Analytics features

Data & Visuals formatting

Easier Browsing & Collaboration

New Mapping features


Self-service Analytics via Web interface

Optimized Performances

Self-service Data Preparation

Data Connectors

Charlotte 'Executive'/Viewer looking at a dashboard



⚙️ Revamped Mobile application for iOS and Android

⚙️ Automatic layout for smartphone

⚙️ VizInToolTips

⚙️ Set Actions

Revamped Mobile Devices Experience



Redesigned Tableau Mobile with interactive offline snapshots

Sharing & Annotations

Automatic Layout for smartphone

Mobile Preview on the web interface

All-new Tableau Mobile for iOS and Android

We're excited to introduce a redesigned version of Tableau Mobile for iOS and

Annotate and share

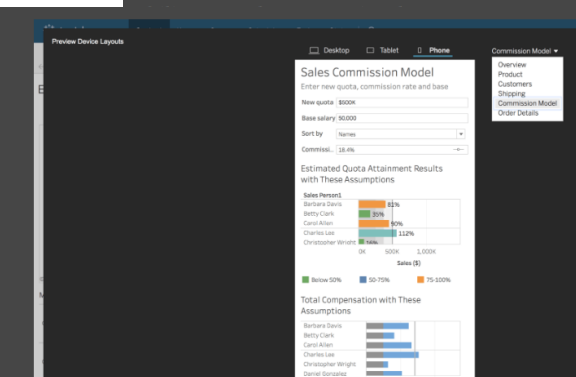
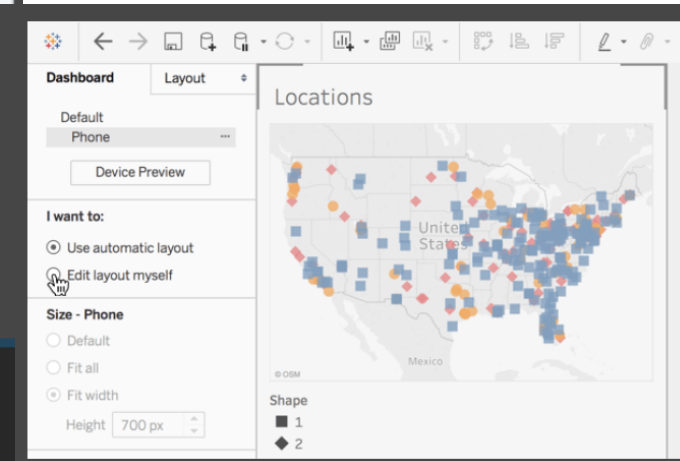
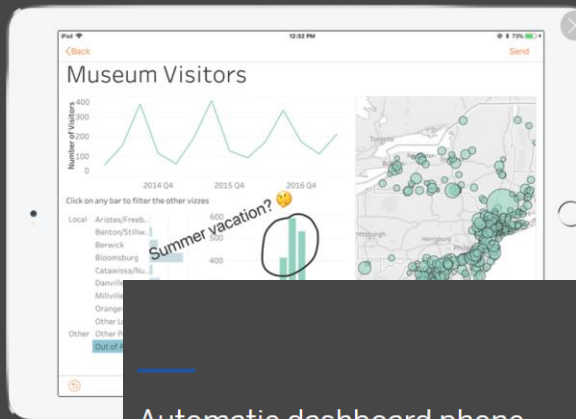
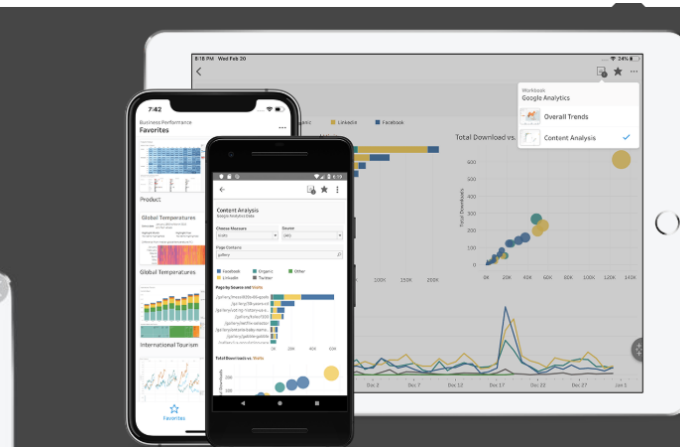
It's now easier to share when you are away from your desk. Draw and add text on top of a viz snapshot and share it through email, text, Hipchat, or Slack. Users can view or interact with the shared viz.

Automatic dashboard phone layouts

Authoring mobile dashboard layouts just got easier. Tableau will now automatically add phone layouts to new dashboards, with

Device layout preview on the web

Device dashboard design just got easier. You can now preview what your laptop, tablet, and phone layouts will look like directly in the desktop browser. Make any necessary formatting or content adjustments to your dashboards, and save knowing your mobile layouts are pixel perfect.



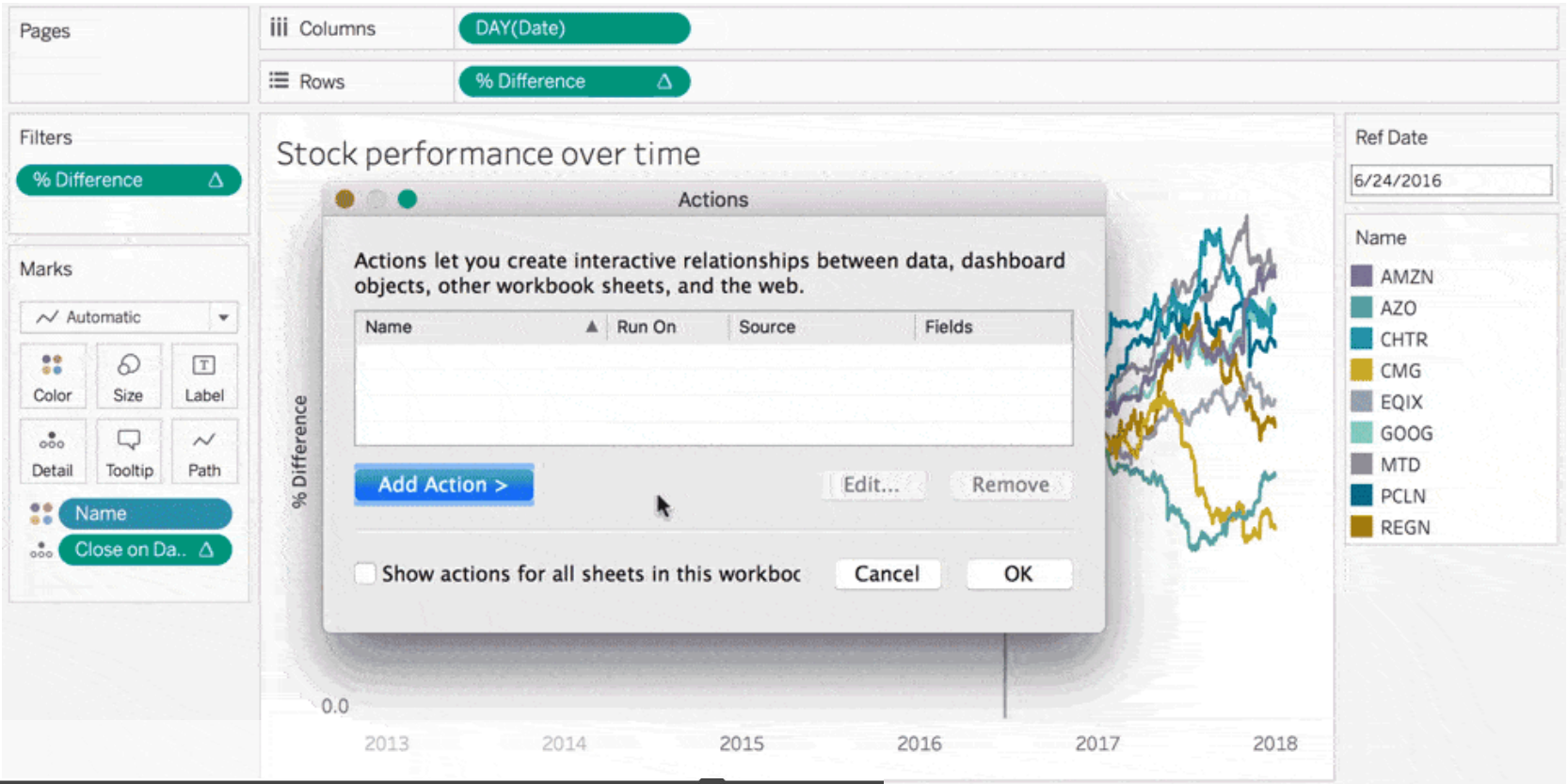
Key Analytics features – bring visual interactivity



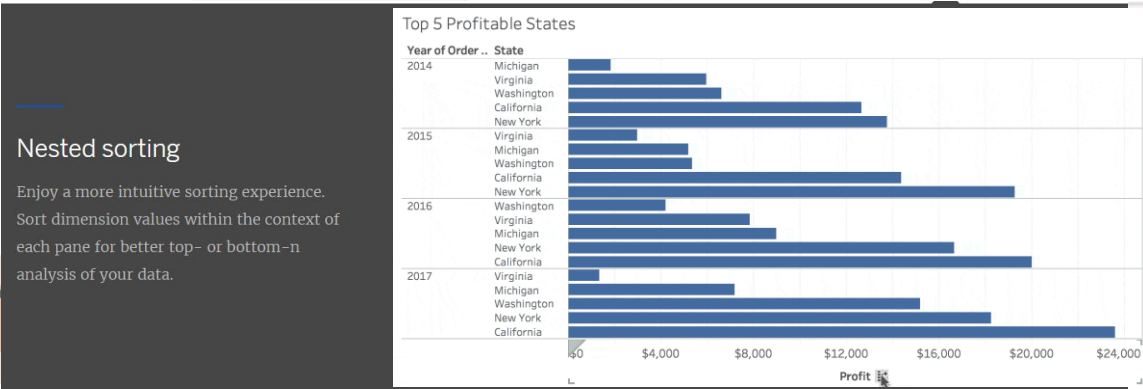
Viz In Tooltip

Set Actions [examples](#)

Parameter Actions



Sort
(nested sorting
show/hide)



Roxane 'Business' / Explorer 1st self-service Analytics

New browsing / Nested projects / Web authoring / Comments



[Home](#)

[Explore](#)

[Favorites](#)

[Recents](#)

[External Assets](#)

Search

?

🔔

RW

Home

Your Tableau site—where analytics and your organization meet

Harness your data. Discover opportunities. Elevate your insights.

Start Exploring

Favorites

See All

Live

Sales Dataset

★ ...

Insights

★ ...

Recents

See All

Agenda

SALES METRIC ANALYSIS

P&L KPIs


Rechercher sur Windows

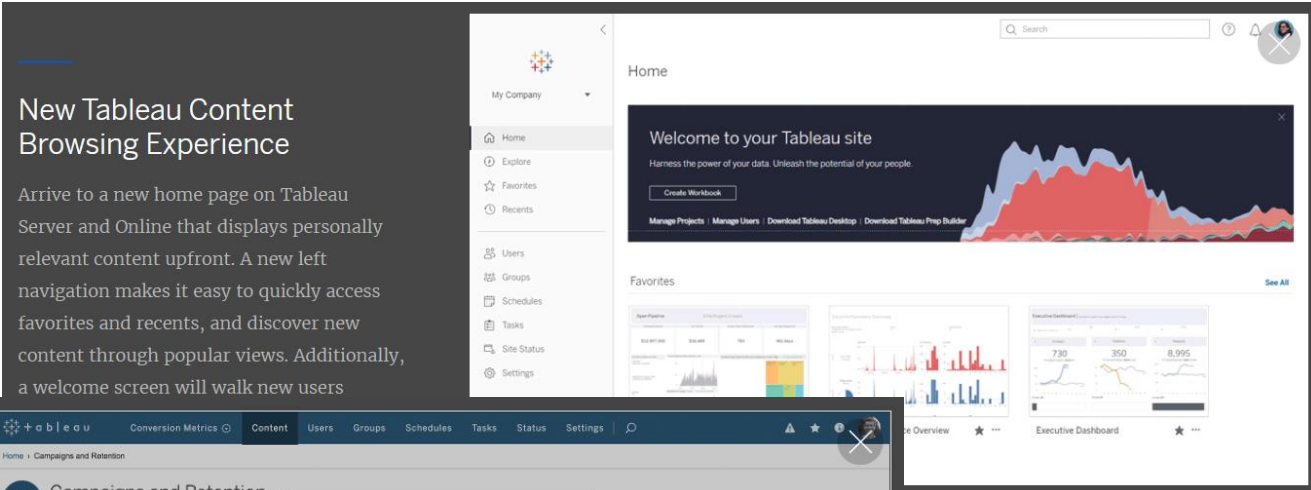
15:54
15/10/2019

tableau

Easier Browsing & Collaboration

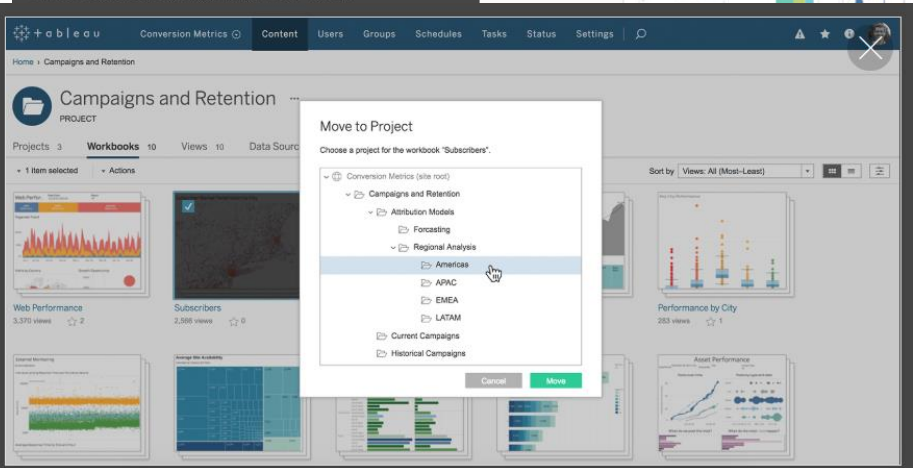


 **New Browsing**
(Mixed content types and browsing,
Site start page)



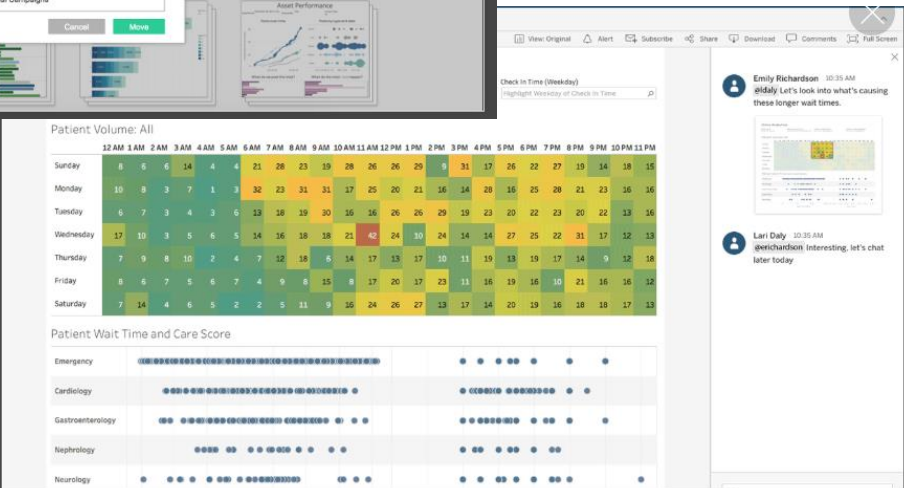
 **Nested Projects**

Nested projects
You can now nest projects within projects, and customize permissions at each level, or choose to use a top down permissioning structure. Now it's easier to organize your workbooks, so everyone in your organization can find what they are looking for.



 **Comments with @Mention**

Commenting improvements
Use @mention to direct your comment or question to a specific user. Your colleague will be notified via email so they can keep up with the discussion.



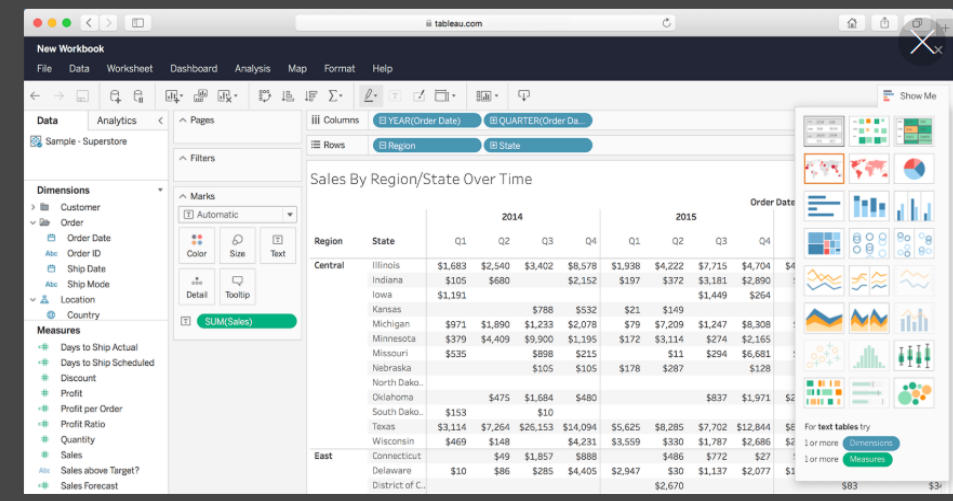
Self-service Analytics via Web interface



Self-service / ad-hoc analysis
via your browser

Web authoring improvements

Web authoring gets more powerful with every release. Edit annotations, update axis, resize headers, use Show Me on dashboards and enjoy improved sorting right in the browser.



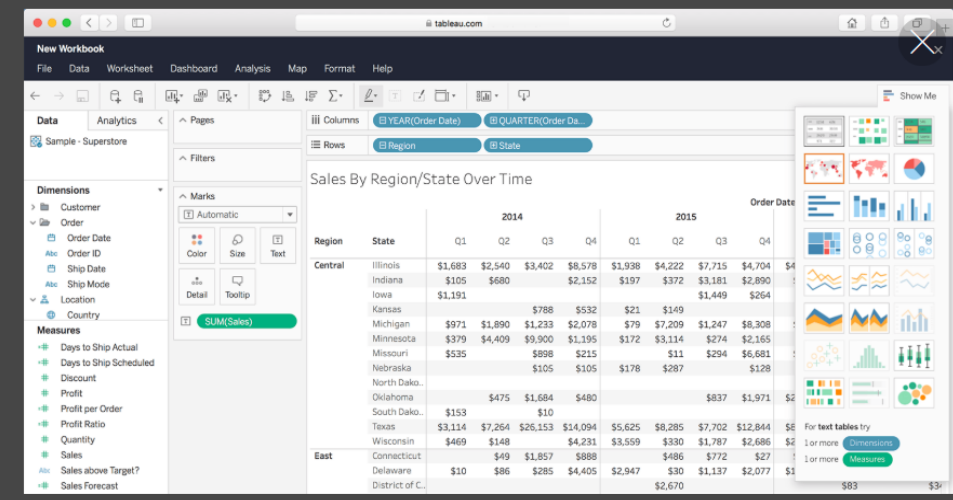
Self-service Analytics via Web interface



Self-service / ad-hoc analysis
via your browser

Web authoring improvements

Web authoring gets more powerful with every release. Edit annotations, update axis, resize headers, use Show Me on dashboards and enjoy improved sorting right in the browser.



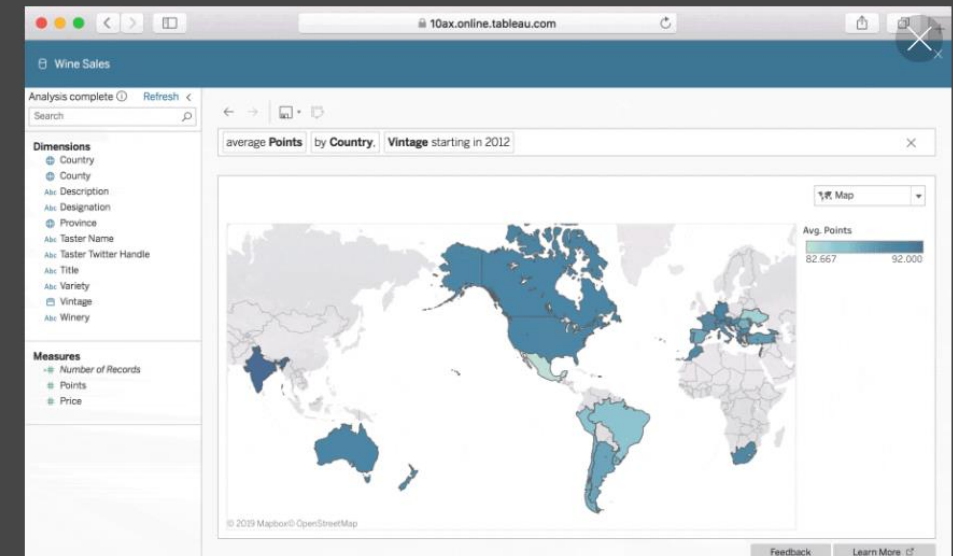
Ask Data
Ask questions to your data
with natural language

Ask Data

Ask a question, get an answer. Use natural language to ask questions and produce insights directly from any published data source. Ask Data supports many analytical capabilities of Tableau, including sorting, filtering and aggregations.

Ask Data only supports questions asked in English.

[TRY ASK DATA](#) →



Roxane 'Business'/Explorer 2nd self-service Analytics

Ask Data



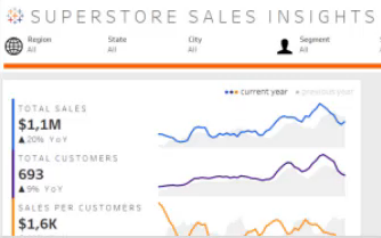
[Explore](#) / [O10 Skill Belt](#) / NewFeatures

NewFeatures

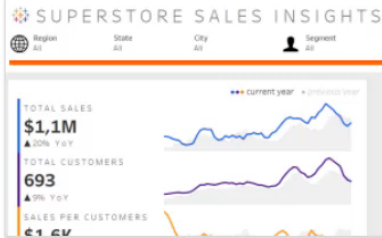
Owner Administrator
Project dedicated to New Features presentations

Create Select All


Content Type: Show All Sort By: Type



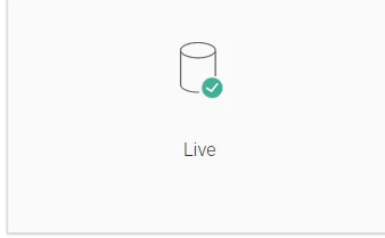
Superstore Sales Insights



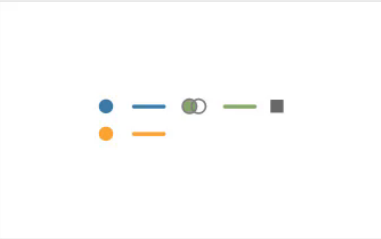
Superstore Sales Insights - Pu...



Sales Dataset



Sales with Fraud Dataset



Sales with Fraud

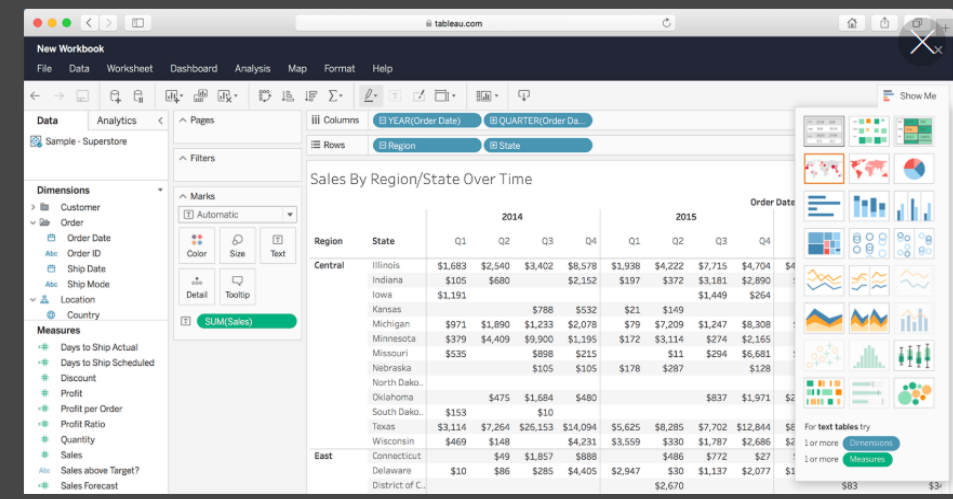
Self-service Analytics via Web interface



Self-service / ad-hoc analysis
via your browser

Web authoring improvements

Web authoring gets more powerful with every release. Edit annotations, update axis, resize headers, use Show Me on dashboards and enjoy improved sorting right in the browser.



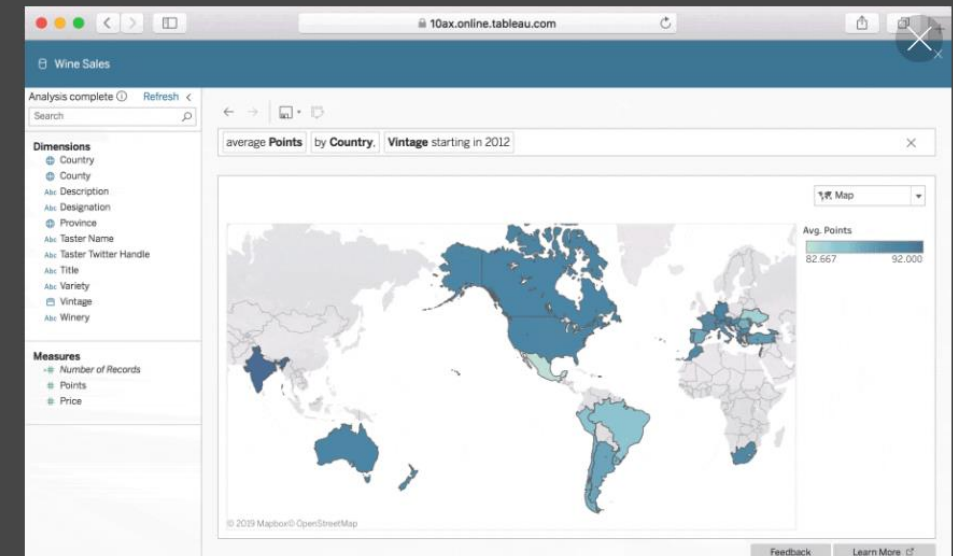
Ask Data
Ask questions to your data
with natural language

Ask Data

Ask a question, get an answer. Use natural language to ask questions and produce insights directly from any published data source. Ask Data supports many analytical capabilities of Tableau, including sorting, filtering and aggregations.


Ask Data only supports questions asked in English.

[TRY ASK DATA](#) →



Chrystelle 'Analyst'/Creator Data Preparation

Tableau Prep



File Message Aide Mimecast Rechercher des outils adaptés

Marquer comme non lu Rechercher Zoom Enregistrer sous Salesforce Smart Enregistrer sous Salesforce Insights

You were mentioned in a comment on Insights



Chrystelle Drouin
À Chrystelle Drouin

Répondre

Répondre à tous

Transférer

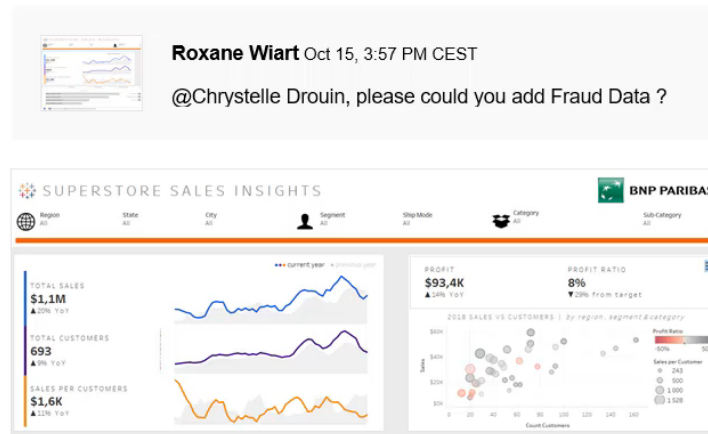


mar. 15:58

En cas de problème lié à l'affichage de ce message, cliquez ici pour l'afficher dans un navigateur web.



Roxane Wiart mentioned you in a comment on "Insights"
in "Superstore Sales Insights"



Better Compatibility between Versions



Tableau Desktop

Improved workbook version compatibility

Now you can revert your workbooks to an older version with improved workbook version compatibility. Other users in your organization can open and edit a workbook even when they aren't using the latest version of Tableau Desktop (down to Tableau 10.2).

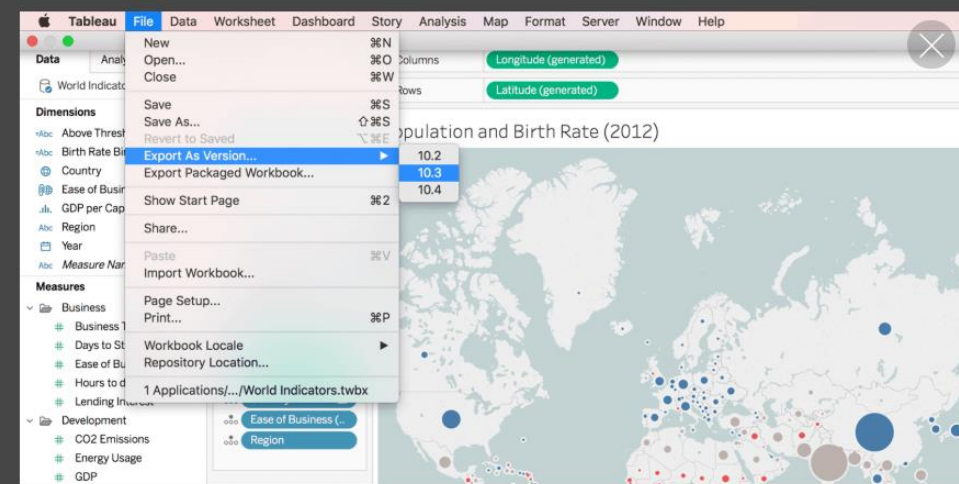
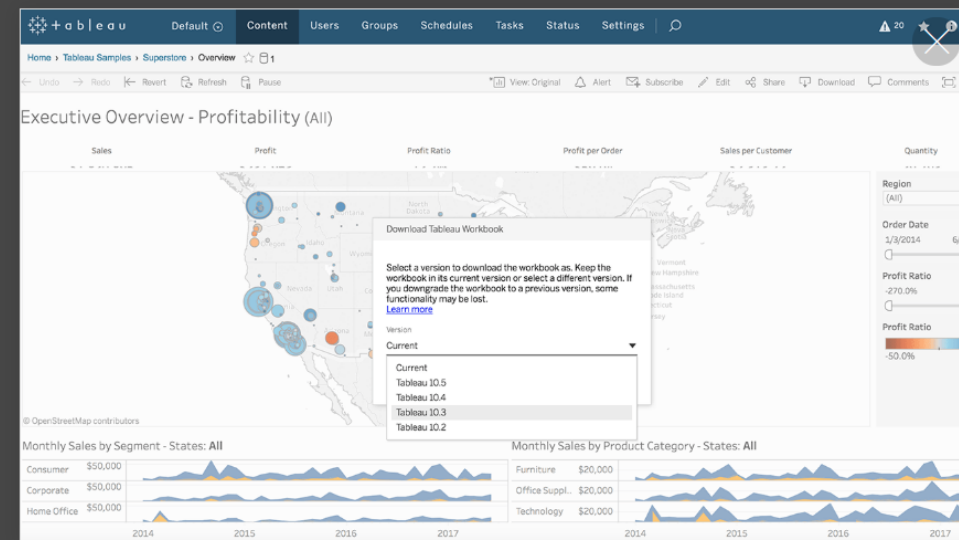


Tableau Server

Downgrade workbooks from Tableau Server and Online

It's easier to work across different versions of Tableau. You can now download workbooks to work with an older version of Tableau Desktop (down to Tableau 10.2).



Self-service Data Preparation



Prep Builder

A complete picture of your data

Three coordinated views let you see row-level data, profiles of each column, and your entire data preparation process. Pick which view to interact with based on the task at hand.

[START A FREE TRIAL →](#)

Tableau Prep Builder

Combine, shape, and clean your data for analysis

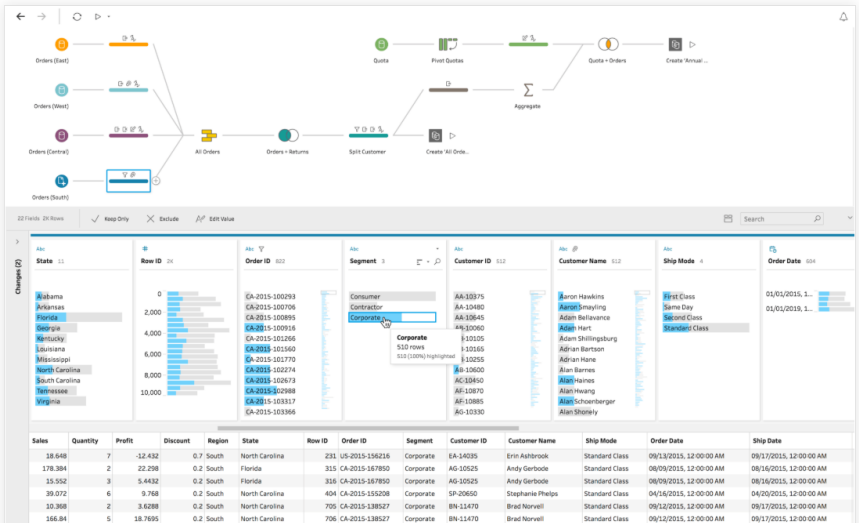
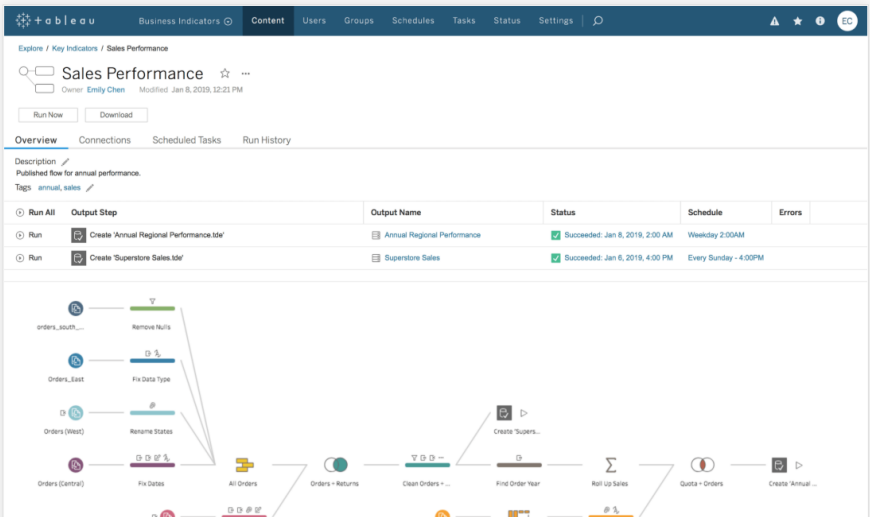


Tableau Prep Conductor

Schedule, monitor and administer your data flows



Share and run flows on your server

With Tableau Prep Conductor, you can easily publish and run flows in your server environment. Share your data sources securely using Tableau Server or Tableau Online. Create an environment where everyone in your organization can work with prepped and up-to-date data.

Prep Conductor*

part of Data Management add-on



From 10.5 to 2019.2

What's new for BNP Paribas Business Users?

Revamped Mobile Devices Experience

Better Compatibility between Versions

Key Analytics features

Data & Visuals formatting

Easier Browsing & Collaboration

New Mapping features

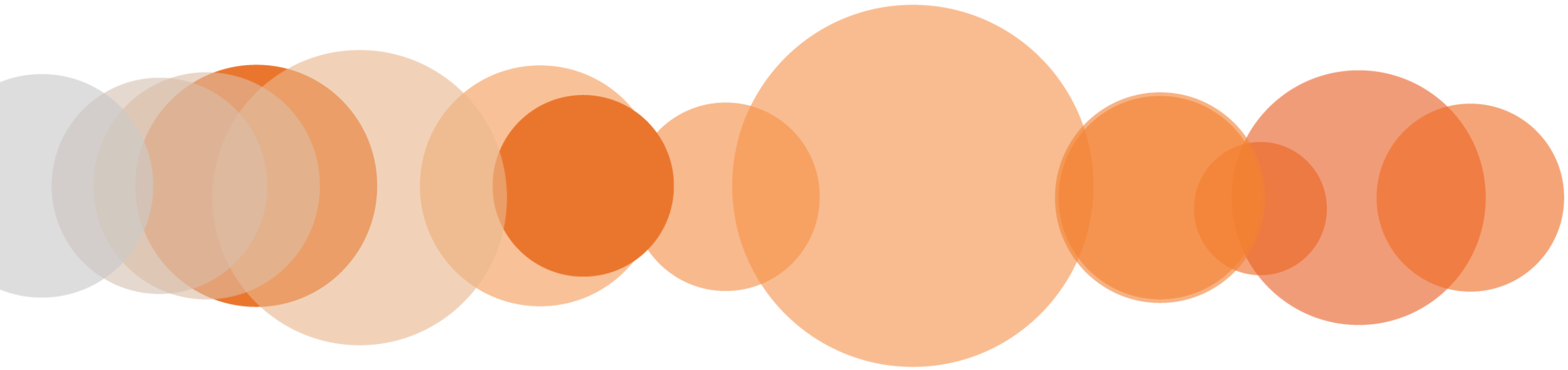
Self-service Analytics via Web interface

Optimized Performances

Self-service Data Preparation

Data Connectors

And what's next? 2019.3 and 2019.4 Beta



2019.3 – some major new features for you

What's new for BNP Paribas Business Users?


 **Encryption at Rest**

 **Tableau Server**


Management Add-On

 **Explain Data**

 **Data Catalog**


 Connect to Published Data Sources with Tableau Prep


 R and Python integration for Prep Builder


 Pdf attachment to subscriptions


 Web authoring improvements


 Improved content sharing


 New search results page

 Export to Powerpoint improvements


 Parameter Actions improvements


 Enhanced Cross Database Join Control

 Ask Data improvements


 Spatial files for Web Authoring

 Set context filter on the web


 Publish embedded data sources

 Custom Data Roles in Tableau Prep


 Spatial calculations: Distance

 Spatial calculations: MakePoint improvements

 ISO 8601 Calendar default

 Hashtags


 Favorite from Gallery

 Web editing for Tableau Public


 Debian 9.0+ support

 Databricks connector

 New product language: Italian

 Google Big Query connector for Prep

 Hyper API

 Data Management Add-on for Tableau Online

Explain Data

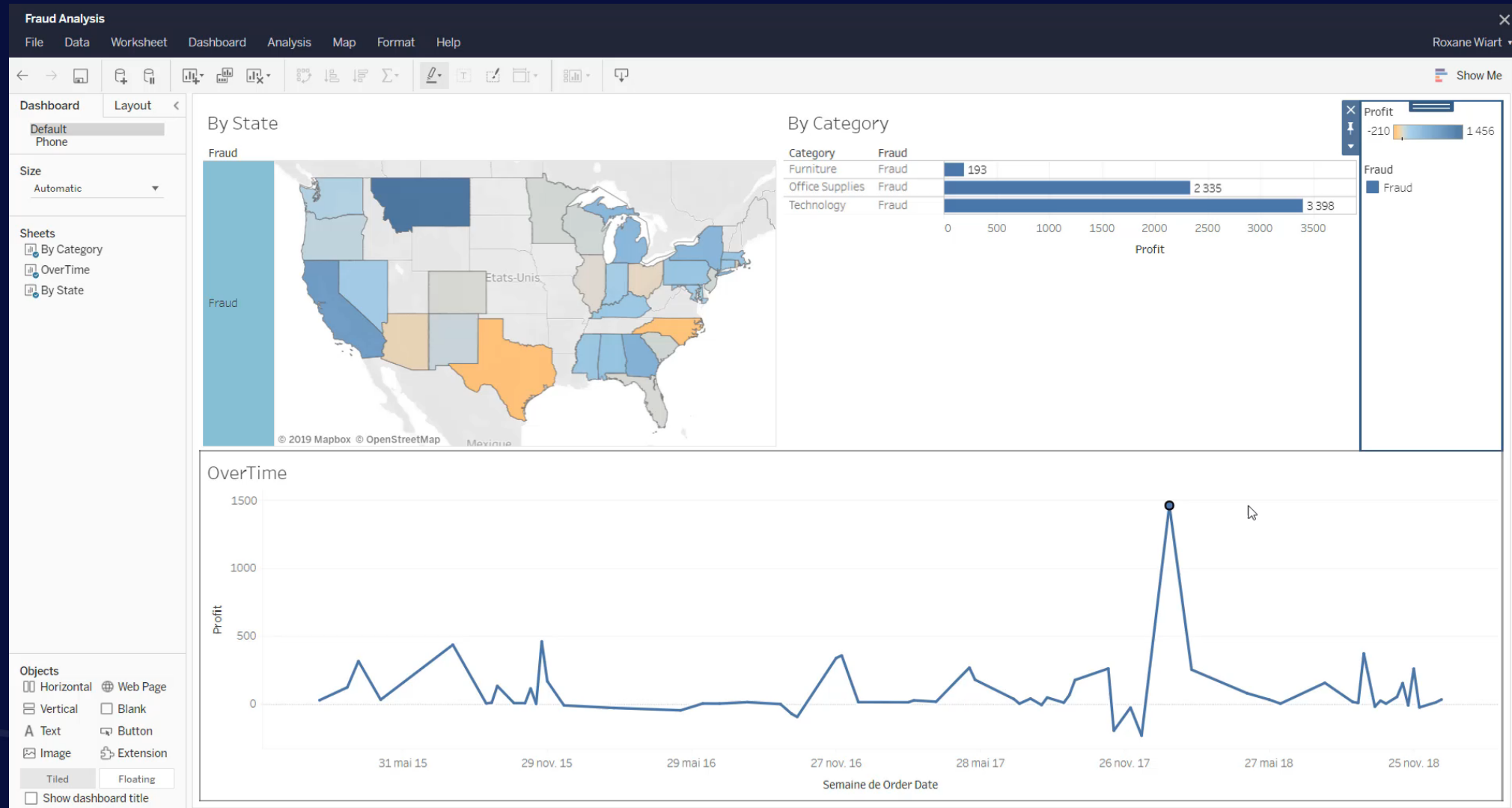
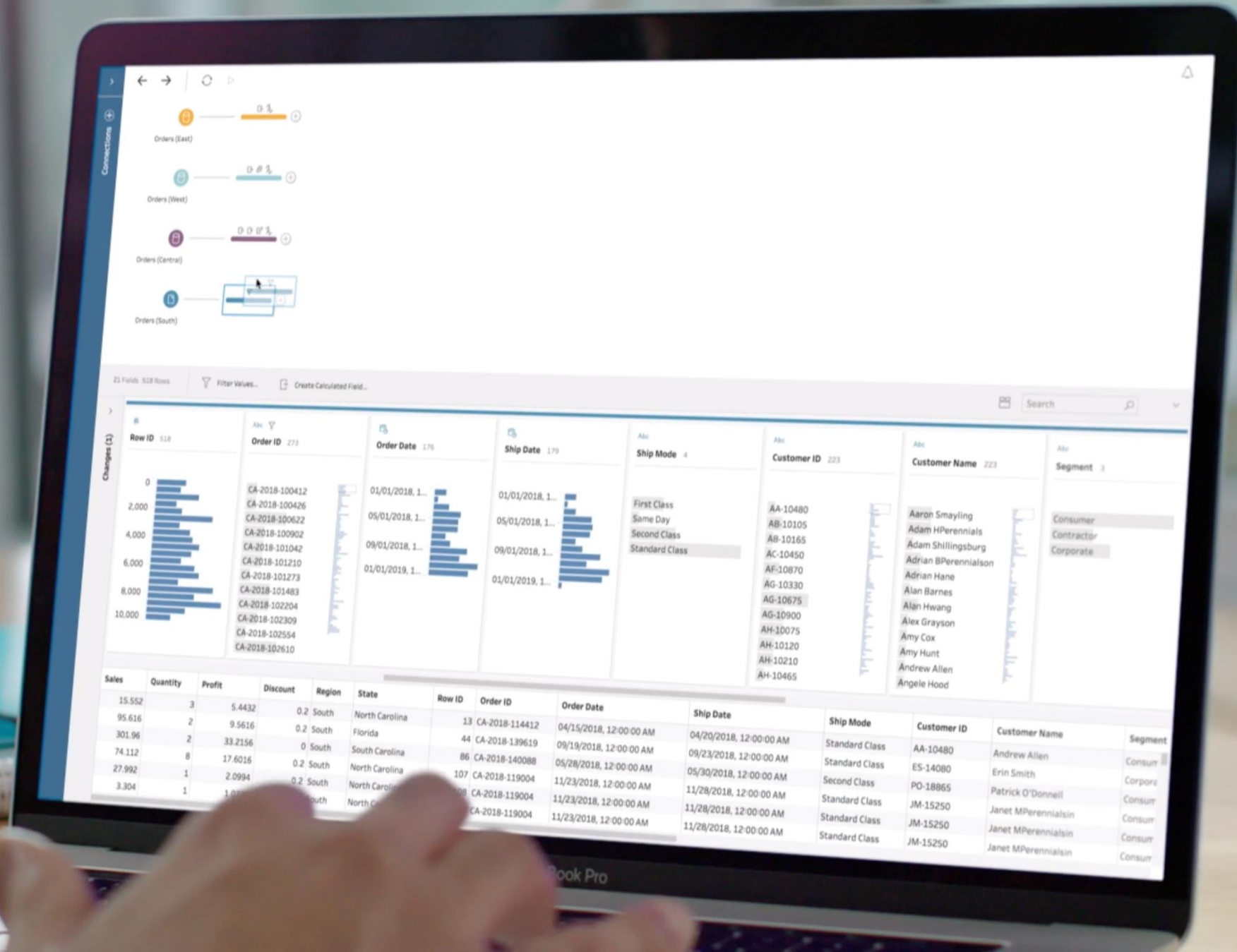
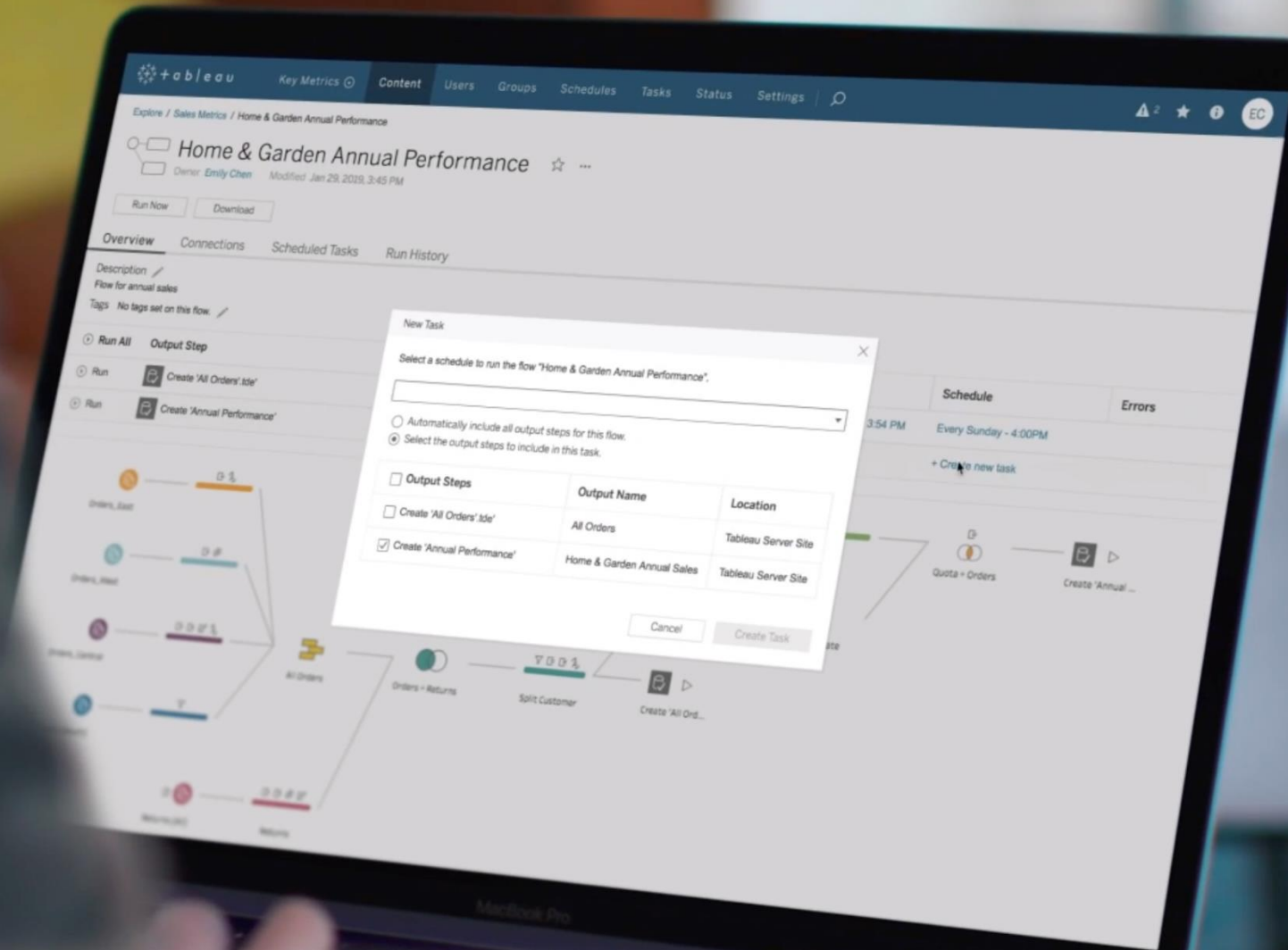


Tableau Prep Builder



Add-On Data Management

1. Tableau Prep Conductor



Add-On Data Management

2.Data Catalog

Visibility

The screenshot displays the Tableau Data Catalog interface. On the left is a navigation sidebar with options: Default, Home, Explore (selected), Favorites, Recents, External Assets, Users, Groups, Schedules, Jobs, Tasks, Site Status, and Settings. The main content area shows the 'Customer + Customer Address' dataset, owned by Graeme Britz, with a note about 2 data quality warnings. Below this is a 'New Workbook' button and tabs for 'Ask Data', 'Connections 1', 'Connected Workbooks 5', and 'Lineage' (selected). The 'Lineage' tab displays a table of 12 fields with columns for Type, Name, Sheets, and Description. On the right, a 'Lineage' sidebar shows a hierarchical view of the data source, including Databases (1), Tables (2), the selected 'Customer + Customer Address' (Fields 12), Workbooks (1), Sheets (3), and Owners (1).

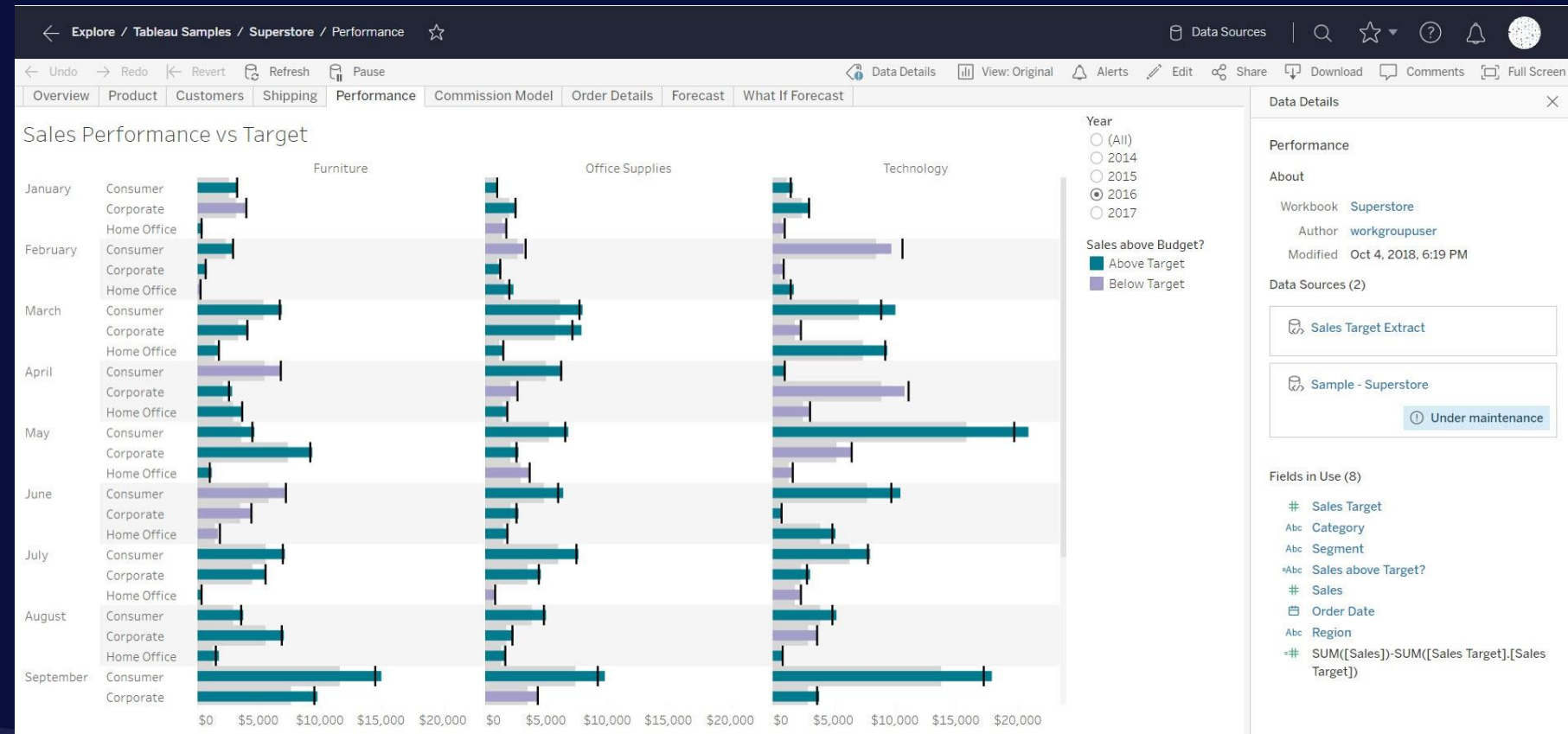
Type	Name	Sheets	Description
Abc	Account Number	2	Number associated with customer account
#	Address ID	0	Unique number associated with each customer's address
#	Address Type ID	1	This field identifies whether the address is a residence, commercial or other
#	Customer ID	0	Use this field to hide customer's name
#	CustomerID (CustomerAddress)	0	A unique ID for the customer's address
Abc	Customer Type	3	(Enterprise, Commercial, Healthcare, etc)
📅	Modified Date	0	Last date/time this account was modified
📅	ModifiedDate (CustomerAddress)	0	Last date/time the customer address was modified
+ #	Number of Records	0	Number of rows in the data

Add-On Data Management

2.Data Catalog

Visibility

Trust



Add-On Data Management

2.Data Catalog

Visibility

Trust

Discovery

New Workbook

File Data Worksheet Dashboard Analysis Map Format Help

Data Analytics

Connect to Data

Create a new data source from scratch or choose an existing data source to start from. [Learn more.](#)

On this site Files Connectors

sales

Content Type: Tables

Type	Name	Workbooks	Data Sources	Server / Path	Connect
	RSN_AD_SALES_LEADERBOARD	3	0	tdprodla.nbcuni.ge.com:1025 (tdprodla.nbcu...	teradata
	Customer	2	1	adventureworks (mssql.test.tsi.lan)	sqlserver
	titles	2	0	pubs (mssql.test.tsi.lan)	sqlserver
	customer	2	3	tpcds (mssql.test.tsi.lan)	sqlserver
	store_sales	2	3	tpcds (mssql.test.tsi.lan)	sqlserver
	myData	1	0	testv1 (mssql.test.tsi.lan)	sqlserver
	Extract	1	0	extract/49/48/{DBCA5418-3FF0-46D6-869...	dataengine
	vTableau_CurrentWorkItem	1	1	tfs_warehouse (tfsdbro)	sqlserver

Data Source Sheet 1

Tracy Rodgers

Show Me

Data Sources
Databases and Files
Tables

And what's next ? 2019.4 Beta

Some major new features for you

- View Recommendations
- Table improvements
- Ask Data improvements
- Explain Data improvements
- Go to where a sheet is used
- Sharing improvements
- Edit tooltips in the browser
- Map improvements in the browser
- User visibility site control
- Custom welcome banner for Tableau Server
- Activity feed improvements for Public
- Create extracts in the Browser
- Data Quality Warnings for Tableau Mobile
- App Lock using biometrics
- Extensibility improvements
- Level AA accessibility compatibility
- SAP Hana connector improvements
- Alibaba connectors
- Linkedin Sales Navigator Connector
- Kyvos connector
- Cloud file connectors for Tableau Prep
- Qubole connector
- Personal access tokens

Tableau Conference 2019

LAS VEGAS — NOVEMBER 12-15

Full conferences passes \$1895

REGISTER NOW

Agenda

09:30 – 10:00 - Updates on the Tableau Community at BNP Paribas

10:00 – 10:30 - Newest and upcoming features of Tableau

10:30 – 10:45 - Break

10:45 – 12:15 - BNPP Testimonials: BNP Paribas Fortis, BDDF, Real Estate

12:15 – 13:30 - Lunch

13:30 – 14:45 - Workshop of your choice

Tableau Desktop Hands-on (beginner) **OR** Designing efficient workbooks (advanced)

15:00 – 16:15 - Workshop of your choice

Tableau Prep Hands-on (beginner) **OR** Data Modelling (advanced)



BNP PARIBAS

La banque d'un monde qui change