

Data: Impact & Opportunities

Leslie Ong

Country Manager, SEA

Tableau

Malaysia | 28 August 2018 | #TableauExperience



SPECIAL REPORT

Companies

The rise of the superstars

A small group of giant companies—some old, some new—are once again dominating the global economy, says Adrian Wooldridge. Is that a good or a bad thing?



The image features a vertical blue bar on the left side with a wavy, textured pattern. The background is a light gray with faint, diagonal, wavy lines in shades of blue and orange. The text is positioned on the right side of the image.

McKinsey&Company

MCKINSEY GLOBAL INSTITUTE

THE AGE OF ANALYTICS: COMPETING IN A DATA-DRIVEN WORLD

DECEMBER 2016

GET YOUR **DAILY BUSINESS NEWS FIX**
RIGHT IN YOUR INBOX.

Have the latest business stories delivered to your inbox every weekday by 730AM (SIN/HK).

[SIGN UP HERE](#)

TECH

[CYBERSECURITY](#)[ENTERPRISE](#)[INTERNET](#)[MEDIA](#)[MOBILE](#)[SOCIAL MEDIA](#)[VENTURE CAPITAL](#)[TECH GUIDE](#)

Apple hangs onto its historic \$1 trillion market cap

- The stock gained 2.92 percent during trading to close at \$207.39.
- It first reached the trillion-dollar milestone just before noon ET.
- Amazon had also been fast approaching the threshold.

Sara Salinas | [@saracsalinas](#)

Published 11:48 AM ET Thu, 2 Aug 2018 | Updated 4:11 PM ET Thu, 2 Aug 2018



Benefits of seeing and understand data in the public sector:

38%

Saved time

38%

Increased transparency

36%

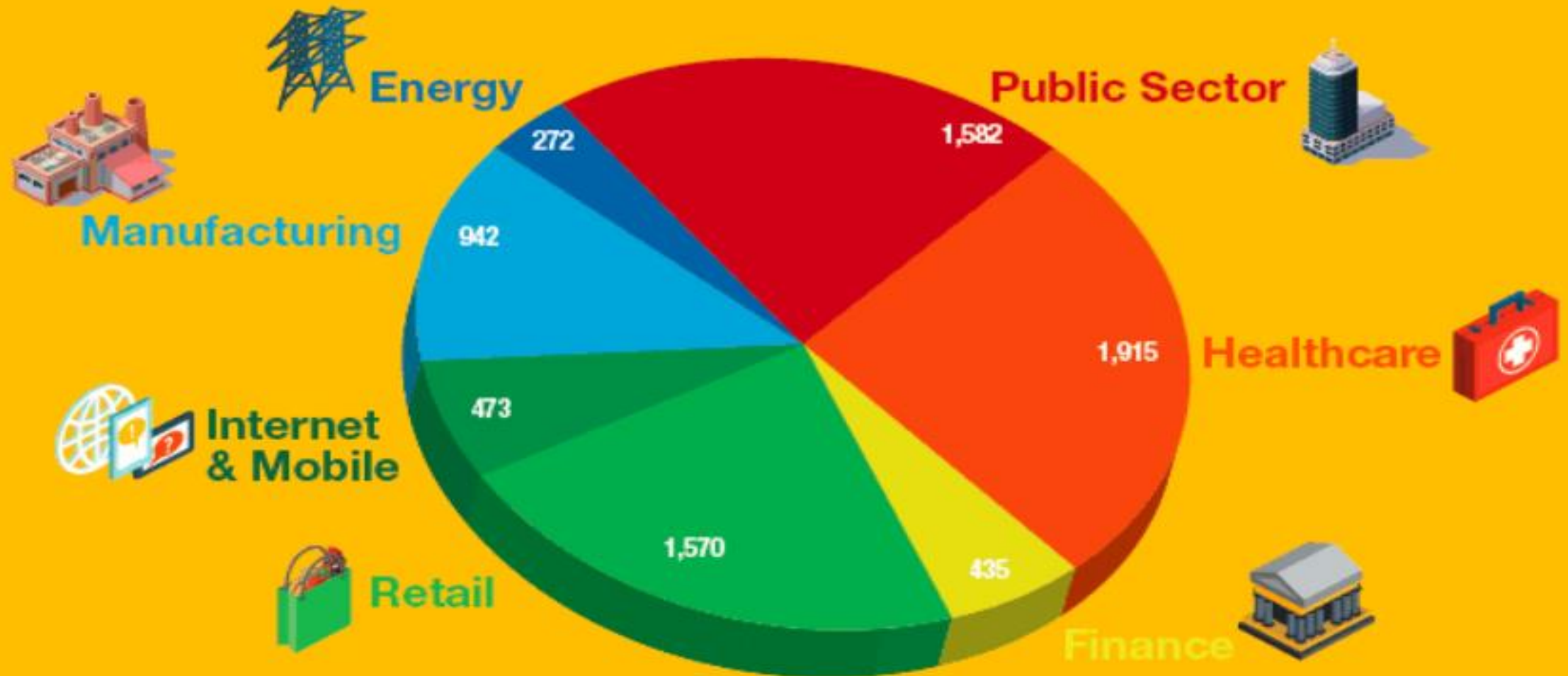
Led to discovery of
a previously unknown
data point

44%

**Positively influenced the mission
of their agencies to deliver
services for the public good**

By 2020, Big Data Analytics can unlock USD 7 billion in economic value yearly across 7 sectors in Malaysia.

Economic Impact (US\$ Million) – Annual by 2020





We are
DATA PEOPLE

DATA
CONFERENCE
2014



“We are so grateful that we take less time to revise our dashboards if we need to add new data sets. Without Tableau, we would probably need several days to make changes. ”



DATO' DR. HAJI AMIRUDIN BIN ABDUL WAHAB
CEO OF CYBERSECURITY MALAYSIA



The Tableau Platform



Desktop



Browser



Mobile



Embedded

Collaboration

Alerting | Subscriptions | Storytelling | Sharing | Discussions

Analytics

Visual | Ad-hoc | Advanced | Spatial | Calculations | Statistics

Content Discovery

Projects | Recommendations | Versioning | Search

Governance

Centralized Data Sources | Certification | Usage Analysis | Permissions

Data Prep

Data Blending | Query Federation | Visual Data Prep | Auto Data Modeling

Data Access

Live | In-memory | Hybrid Connectivity

Security & Compliance

Extensibility & APIs

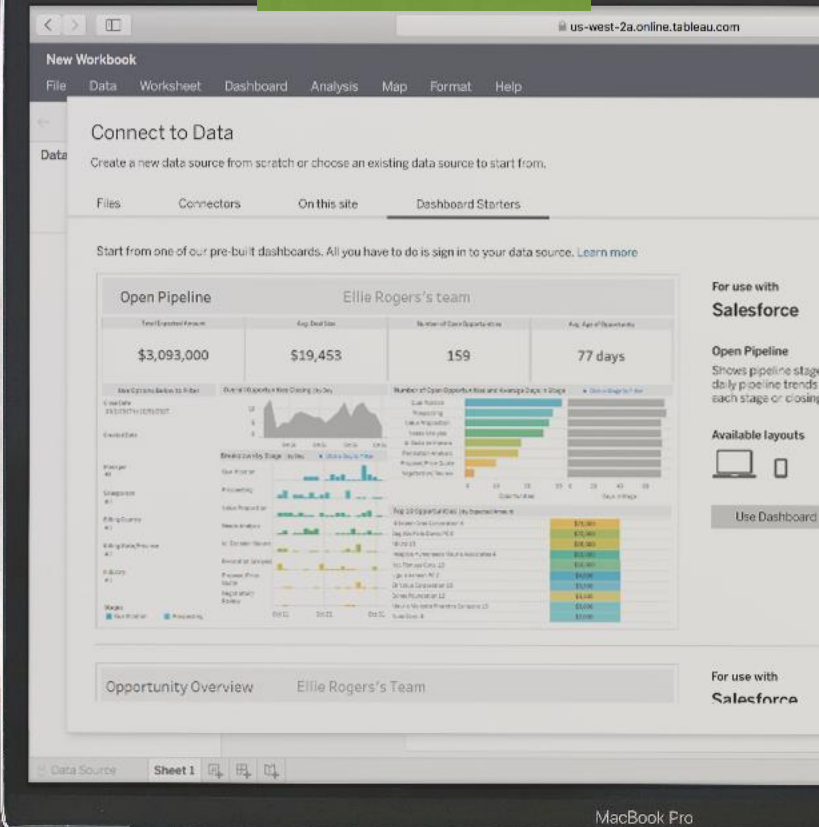
Deployment

ON-PREMISES | CLOUD | HOSTED

WINDOWS | LINUX | MAC

MULTI-TENANT


Creator



Explorer



Viewer



Supported by an Active and Vibrant Global Community

500+

User Groups

150,000+

Online Community
Members

“One of the finer things about the Tableau Community is its authenticity, trust, and knowledge.”

“The point of where I’m at and where I’m going, it’s all thanks to the community, and people believing in and supporting me.”

“I definitely would not have my career to where it is or the success I’ve had with Tableau without the community.”



tc18.tableau.com

Tableau Conference 2018

22-25 October 2018
New Orleans, Ernest N. Morial
Convention Center

**Special USD200 discount
for APAC delegation:**

TC18APAC

Our
Guest
Speakers
Thank you!



DEPARTMENT OF STATISTICS
MALAYSIA, OFFICIAL PORTAL

The Source of Malaysia's Official Statistics



Our
Event
Sponsors
Thank you!





Thank You